



STRONGLOCK™ PLUS

RANGE

STEEL PIN TUMBLER PADLOCKS WITH
HARDENED BORON STEEL SHACKLES

www.squirelocks.co.uk





NEW

STRONGLOCK™ PLUS RANGE

STEEL PIN TUMBLER PADLOCKS WITH
HARDENED BORON STEEL SHACKLES

www.squirelocks.co.uk





NEW
**STRONGLOCK™
PLUS RANGE**

STEEL PIN TUMBLER PADLOCKS WITH
HARDENED BORON STEEL SHACKLES

www.squirelocks.co.uk





NEW
**STRONGLOCK™
PLUS RANGE**

STEEL PIN TUMBLER PADLOCKS WITH
HARDENED BORON STEEL SHACKLES

www.squirelocks.co.uk



THE NEW STRONGLOCK™ PLUS RANGE

Pin tumbler padlocks with hardened boron steel shackles

The new **Stronglock™** range offers the same features as the traditional Stronglock range but benefits from hardened **BORON** steel shackles and upgraded protected body covers.

The range comes in 3 body widths 45mm, 50mm and 60mm and a wide variety of shackle options.

Stronglock™ Plus can be keyed to existing **Stronglock™** padlocks.

Features

- Hardened boron steel shackle
- Double deadlocking, ball locking, spring locking
- Covered steel padlock body with anti-corrosion finish gives corrosion resistance
- 4 Pin tumbler lock mechanism gives over 1,000 key differs
- Medium duty security
- Available masterkeyed and keyed alike



Boron steel shackle



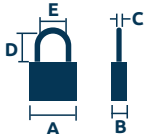
Stronglock™ Plus 60



Stronglock™ Plus 50



Stronglock™ Plus 45



Code	Security Rating	Product Category	Description	Dimensions mm					Barcode	Key Blank	Pack	Min Qty	MK
				A	B	C	D	E					
STRONGLOCK PLUS 45	5	HOME	45mm Laminated Double Locking Padlock - Boron Shackle	48	25	8	19	20.5	5012245041972	KB P4	CARDED	6	■
STRONGLOCK PLUS 45KA	5	HOME	45mm Laminated Double Locking Padlock - Boron Shackle - Keyed Alike	48	25	8	19	20.5	Special	KB P4	BOX	1	
STRONGLOCK PLUS 45/1.5	5	HOME	45mm Laminated Double Locking Padlock - 1.5" Boron Shackle	48	25	8	38	20.5	5012245041989	KB P4	BOX	6	■
STRONGLOCK PLUS 45/1.5KA	5	HOME	45mm Laminated Double Locking Padlock - 1.5" Boron Shackle - Keyed Alike	48	25	8	38	20.5	Special	KB P4	BOX	1	
STRONGLOCK PLUS 45/2.5	5	HOME	45mm Laminated Double Locking Padlock - 2.5" Boron Shackle	48	25	8	63	20.5	5012245041996	KB P4	CARDED	6	■
STRONGLOCK PLUS 45/2.5KA	5	HOME	45mm Laminated Double Locking Padlock - 2.5" Boron Shackle - Keyed Alike	48	25	8	63	20.5	Special	KB P4	BOX	1	
STRONGLOCK PLUS 50	6	HOME	50mm Laminated Double Locking Padlock - Boron Shackle	55	27	9.5	21	23.5	5012245042009	KB P4	CARDED	6	■
STRONGLOCK PLUS 50KA	6	HOME	50mm Laminated Double Locking Padlock - Boron Shackle - Keyed Alike	55	27	9.5	21	23.5	Special	KB P4	BOX	1	
STRONGLOCK PLUS 50/1.5	6	HOME	50mm Laminated Double Locking Padlock - 1.5" Boron Shackle	55	27	9.5	39	23.5	5012245042016	KB P4	BOX	6	■
STRONGLOCK PLUS 50/1.5KA	6	HOME	50mm Laminated Double Locking Padlock - 1.5" Boron Shackle - Keyed Alike	55	27	9.5	39	23.5	Special	KB P4	BOX	1	
STRONGLOCK PLUS 50/2.5	6	HOME	50mm Laminated Double Locking Padlock - 2.5" Boron Shackle	55	27	9.5	61	23.5	5012245042023	KB P4	CARDED	6	■
STRONGLOCK PLUS 50/2.5KA	6	HOME	50mm Laminated Double Locking Padlock - 2.5" Boron Shackle - Keyed Alike	55	27	9.5	61	23.5	Special	KB P4	BOX	1	
STRONGLOCK PLUS 50CS	7	HOME	50mm Closed Shackle Laminated Double Locking Padlock - Boron Shackle	55	27	9.5	22	18	5012245042030	KB P4	CARDED	3	■
STRONGLOCK PLUS 50CSKA	7	HOME	50mm Closed Shackle Laminated Double Locking Padlock - Boron Shackle - Keyed Alike	55	27	9.5	22	18	Special	KB P4	BOX	1	
STRONGLOCK PLUS 60	7	HOME	60mm Laminated Double Locking Padlock - Boron Shackle	74	37	10.5	33	31	5012245042047	KB P4	BOX	6	■
STRONGLOCK PLUS 60KA	7	HOME	60mm Laminated Double Locking Padlock - Boron Shackle - Keyed Alike	74	37	10.5	33	31	Special	KB P4	BOX	1	
STRONGLOCK PLUS 60/2.5	7	HOME	60mm Laminated Double Locking Padlock - 2.5" Boron Shackle	74	37	10.5	63	31	5012245042054	KB P4	CARDED	6	■
STRONGLOCK PLUS 60/2.5KA	7	HOME	60mm Laminated Double Locking Padlock - 2.5" Boron Shackle - Keyed Alike	74	37	10.5	63	31	Special	KB P4	BOX	1	

MK Denotes Master Keyed, prices upon application



Coloured identifying inserts - Ideal for Keyed alike and Master keyed suites

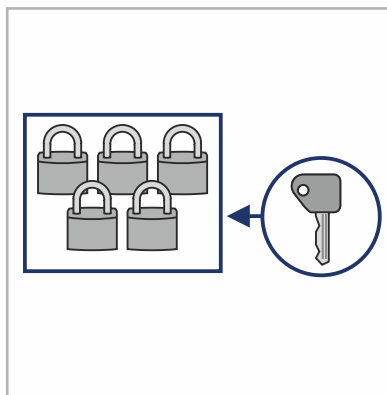
Squire offer Keyed alike and Master keying services and the **Stronglock™ Plus Range** is ideally suited to these services.

The **Stronglock™ Plus Range** is offered with optional coloured inserts for easy identification. These inserts are ideal for Keyed alike and Master Keyed suites and also ideal where padlocks are used on 'Lock offs' where multiple individuals in a company are jointly responsible for unlocking industrial equipment in health and safety sensitive situations.

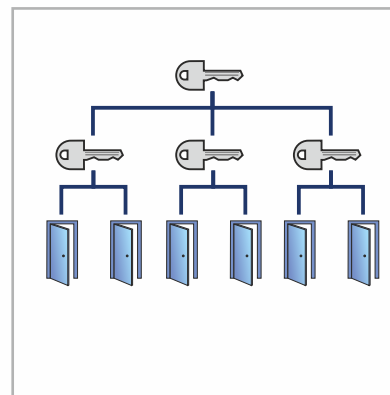


Ideal for....

Keyed Alike Systems



Master Key Systems



Health and safety - lock out situations



Henry Squire & Sons Limited,
Hilton Cross Business Park,
Cannock Road, Featherstone,
Wolverhampton, WV10 7QZ

Tel: 01902 308050

E-Mail: info@henry-squire.co.uk

www.squirelocks.co.uk