



ICS

Strong and reliable


CONTENTS

Office **10** Residential **12** Schools **14**
Hotels **16** Retail **18** Retirement homes **20**

Benefits **24** Floor plan **28**
Master key system **30** Processes **32**



Benefits **35** Key **36**
Versions **38** Options & Accessories **40**



Benefits **44** Euro profile **46** Round profile **54** Scandinavian oval profile **62**
Hybrid cylinder **64** Versions **66** Options & Accessories **70**



Benefits **81** Padlocks **82**
Versions **83** Options & Accessories **84**



Benefits **87** Cam lock **88**
Versions **98** Options & Accessories **100**



Benefits **109** Rim cylinder & outside cylinder **110** Inside cylinder **118**
Versions **126** Options & Accessories **128**



Benefits **137** Furniture cylinder **138**
Versions **148** Options & Accessories **150**



Benefits **161** Switching cylinder **162**
Switch cylinder **169** Versions **172** Options & Accessories **174**



Benefits **177** Insert cylinder **178**
Versions **181** Options & Accessories **182**

Support **186** Planning **190**
Setup **196** Handover & Operation **198**

EVVA | A tradition with a future

Founded in Vienna in 1919, the EVVA Group is today represented by the headquarters in Vienna, 10 subsidiaries in Europe and distributors. EVVA employs around 750 people throughout Europe.

Three engineers joined forces in 1919 to form the „Erfindungs-Versuchs-Verwertungs-Anstalt“ (Invention, Experimentation and Application Institute), or EVVA for short. In 1937, EVVA received the first patent for a cylinder padlock, thus paving the way towards security technology. Nikolaus Bujas took over the company in 1973, he invested in machinery and expanded the in-house research and development department.

Research, development & expansion

At the end of the 1970s, Sven Berlage pushed forward the expansion of the branches, as well as export and international positioning of the company. Since 1999, Mag. Stefan Ehrlich-Adám has been the third generation at the head of the family-run company. He is setting the course

for a successful future for EVVA. Alongside tradition, research and development are key focus areas. Innovation and development are important elements to help EVVA grow into a major, international player. EVVA is already a leading manufacturer of access solutions in Europe.

Excellent mechanical locking systems & innovative electronic access control systems

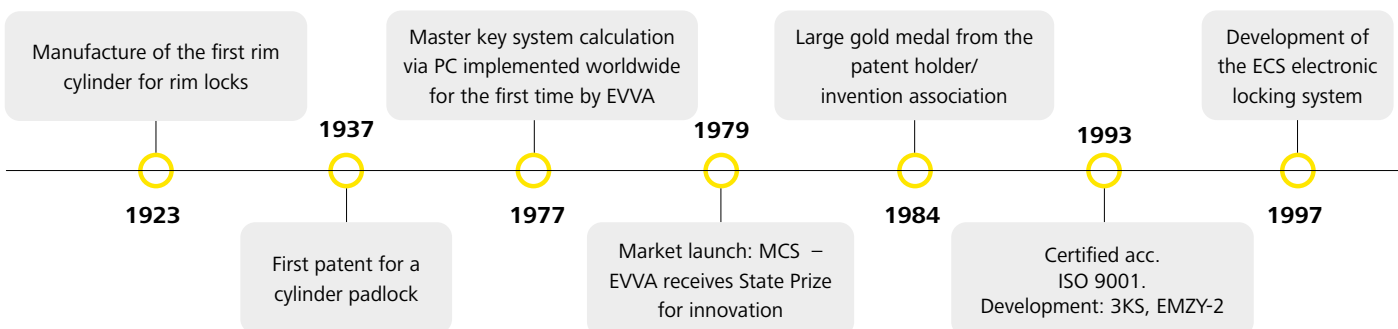
The long-established company EVVA is one of the best suppliers of mechanical master key systems.

EVVA launched two innovative electronic locking systems, Xesar and AirKey, in 2014 - the result of EVVA's many years of experience in electronics.

Facts & figures

-
- Headquarters in Vienna & 10 branches
-
- 750 employees throughout Europe
-
- EVVA supplies to over 50 countries all over the world
-
- TRIGOS Award 2012
-
- 2011 City of Vienna environmental award
-
- Consecutive, annual ÖKOPROFIT awards since 1999
-
- Certified as per ISO 9001
-

Overview of innovations



**EVVA -
innovative
since 1919**

EVVA continues to invest in its workforce



Corporate social responsibility (CSR)

For EVVA, CSR is more than just image, it is a necessity. Particularly for top technology companies, it is essential to work as sustainably as possible. Protecting environmental resources, investing in employees and paving the way for economic success.

Photovoltaic energy generation at EVVA



Clean production

EVVA is increasing its focus on an oil- and water-free production of products. This type of production, known as clean production, offers a wide range of advantages. EVVA has received numerous prizes for sustainable innovations. Examples include the Leonardo Award 2004, the Environmental prize 2011 from the City of Vienna, the TRIGOS Award 2012, as well as the annual „Ökoprofit-Auszeichnung“ (Ecological Project for Integrated Environmental Technology Award) every year since 1999.

2006

Development of new mechanical locking systems (EPS, 3KSplus)

ICS market launch

2009

Launch of the innovative, electronic Xesar and AirKey systems

2014

Market launch 4KS

2016

Launch of Bluetooth function with AirKey

2018

Xesar software release 3.0

2019

New patent for EPS and FPS

2021



ICS | strong and reliable

Thanks to ICS you boost the convenience of your system. Furthermore, you can rely on planing and investment security as well as the durability and long service life of the system. ICS is a durable reversible key system with such a high calculation capacity that reserves for locking systems can already be taken into account during the planning phase. Be it office buildings, schools or student residences, ICS will convince you.



ICS benefits at a glance

- › Increased copying protection
 - › For locking systems with a complex structure
 - › High levels of protection against burglary
 - › Patent protection pending*
-

The access system for complex locking system structures

ICS is ideal for locking systems with a complex structure and a large number of different user groups. For example in office buildings, hotels, associations, student apartments and nursing homes. In cooperation with qualified partners, EVVA has been providing security technology for a hundred years.



Primetower | CH

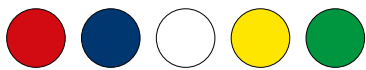
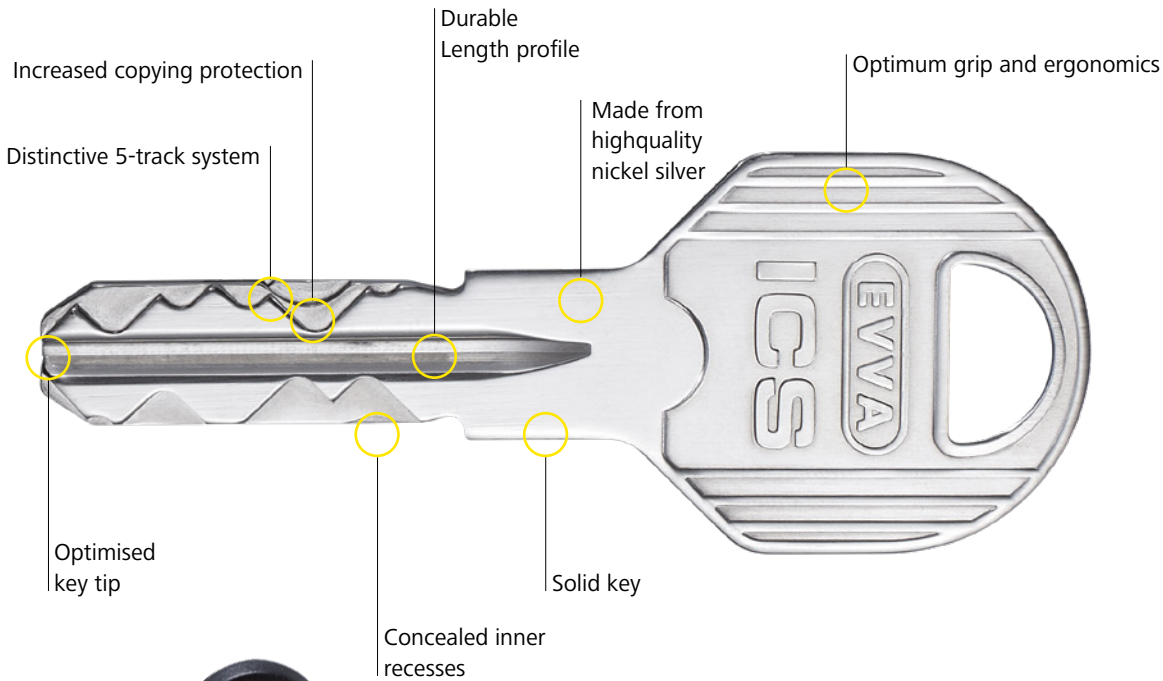


BG/BRG Pichelmayergasse | AT

* If granted, protection until 2038 at the latest according to EP3610103.
For country-specific patent protection, see worldwide.espacenet.com

ICS | One system, many details

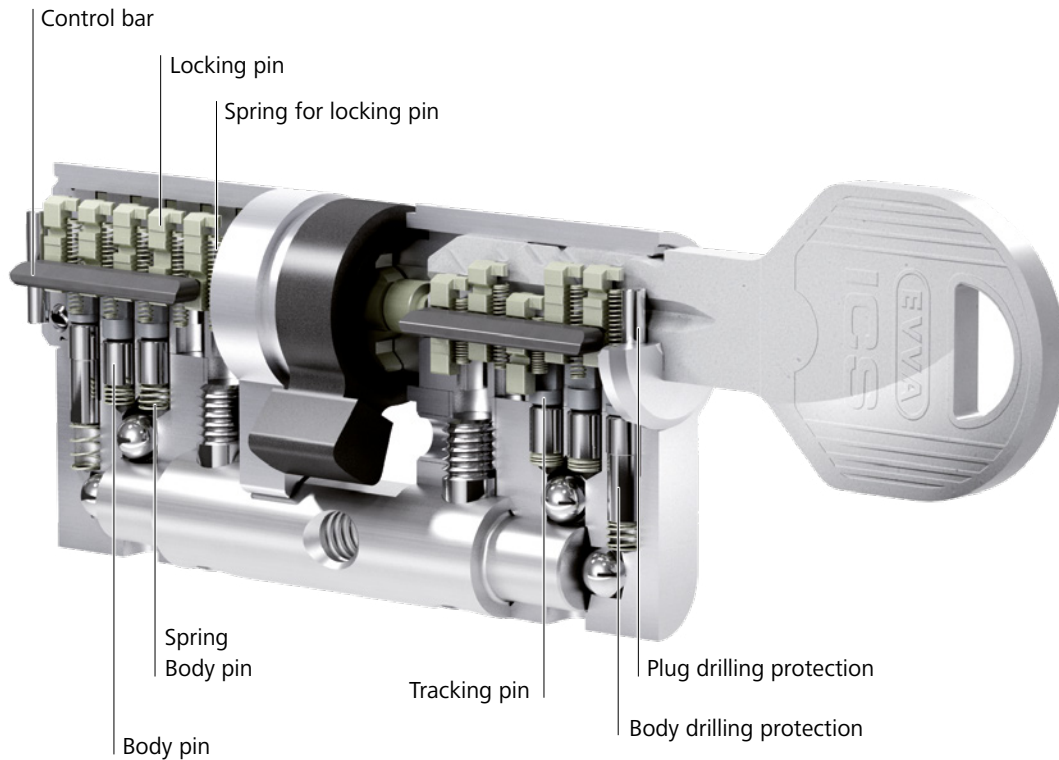
ICS offers different locking technologies for high protection: the durable length profile and the distinctive track system with internal recesses. The scanning takes place in 5 tracks through 13 spring-loaded locking elements and the durable length profile. As a reversible key, ICS's thickness of 3 mm and the high-quality nickel silver alloy make it convenient, durable and resistant to wear.



Practical, handy and appealing

ICS keys are optionally available in many different colours. The colour coding helps to easily distinguish between keys.





All-round protection:

Copy keys, additional cylinders and lock charts are available from authorised EVVA Partners, but only with corresponding proof of legitimacy, the EVVA security card.

Benefit from the security features

The reliable ICS cylinder technology offers lasting protection against illegal opening methods.



Drilling protection



Plug pulling protection



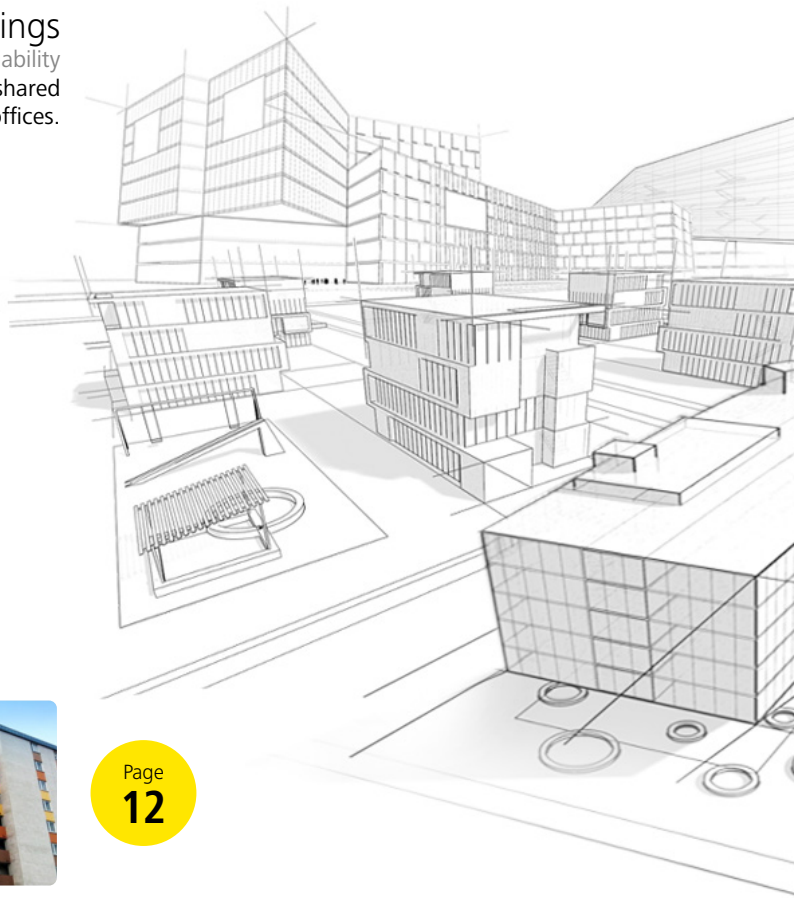
ICS | Solutions



Page
10

Office buildings

Optimised processes with high operational reliability
Medium-sized office buildings, government offices and shared offices.



Page
12

Residential complexes

Easy maintenance with great security and convenience
Residential complex with several stairways

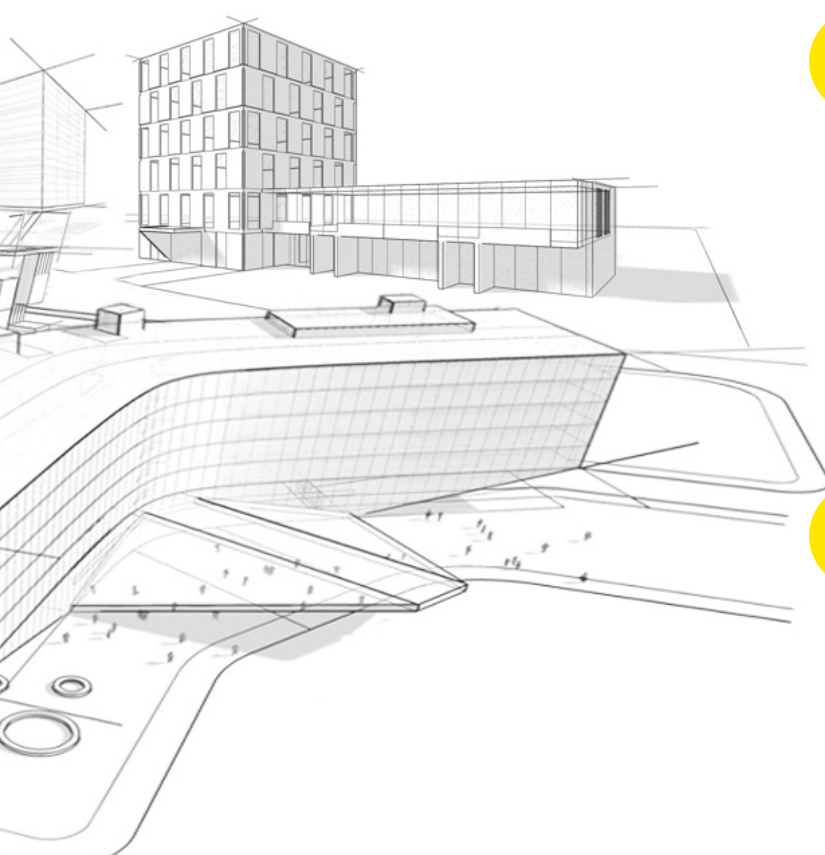
Page
14



Schools and libraries

Security comes first

General and higher education schools, adult education centres, libraries



Page
16



Hotels & service stations

Convenience, design and reliability

Hotel complexes, hotels with wellness areas, roadside service stations

Page
18



Trade in high-value goods

High protection for valuable goods

Car dealerships, galleries, electronics trade

Page
20



Retirement homes & care centres

User-friendly with a high level of security

Retirement homes, nursing homes, rehabilitation centres

ICS | Office buildings



Primetower | CH

Solar House | DE
Creatieve Fabriek | NL
OÖ Gebietskrankenkasse | Austria



Best practice

Property	Prime Tower
Building type	Office building
Location & Year	Zurich 2012
Units	2586 ICS cylinders

Special features of the project:

the Prime Tower is perhaps the best-known building in Switzerland. Completed in 2012, it is still the country's highest residential development. The three combined ICS system security scans on the key, the locking pins, the length profile and the inner tracks, were among factors that influenced the customers' decision.

Further successful projects: JP Energy, BE | Park Tower, CH | City West, CH | Jurastrasse, CH | Noweda Pharma, DE | Ratusz w Siechnicach, PL | Wipak, PL | Deutsche Postbank, DE | Ketsch sewage treatment plant, DE | Arnulfpark MK14, DE | Ärztehaus Dilly-Flick, Hargesheim (Bad Kreuznach), DE | Federal Employment Agency, Göttingen, DE | Federal Employment Agency, Helmstedt, DE | Büro- und Geschäftshaus Leopoldstraße, DE | Concor office building Dornach, DE | Fischer Mess- und Regeltechnik, Bad Salzuflen, Germany | Lehel Carré Gewürzmühlstraße, DE | Lindley Carrée, Hamburg, DE | Maier-Biegel painting contractor, DE | Metallbau Trimborn, Trimborn, DE | Office building Pier 1, Scharbeutz, DE | Sparkasse Holstein, DE | Stufing, Timmendorf, DE | Administration building of the Catholic Dean's Office, DE | Willi Meyer Bauunternehmung, DE | WISAG Gustav-Heinemann-Ring, DE | Uniprox, NL | UWV, Amsterdam, NL | Wzorcownia, PL | Mercedes-Benz dealership, SK | Hornbach, SK | Hausbank München, DE | Nierenzentrum Heidelberg, DE | Chamber of Commerce, AT | Swarovski, CH | Agentur für Arbeit, DE | AKG Acoustics, AT | Wedding District Court, DE | Bad Honnef AG, DE | Harnackhaus, DE | Hochhaus T11 Revitalisierung, DE | Bundespolizei, DE | Kinderhaus St. Laurentius, DE | Lehel Carré, DE | Jobcenter | – Tescom Building, DE | Postbank, DE | Raiffeisenbank Emsland-Mitte, DE | Landratsamt, DE | SVD Invest, DE | Wohnhaus Mönchenwerther Str., DE | Hanomag Halle 96, DE | TCH – hannoverimpuls, DE | Marienwerder Technology Centre, DE

» All references can be found on our website.

Planning with foresight

Tenants move out, new tenants come in. The ground floor of the office building has been converted into a sales premises and another extension is planned. Is there a locking system that can keep up with these dynamic developments and thus provide planning and investment security? In ICS, there is such a system.

ICS is robust, durable and expandable. Locking system reserves can already be taken into account during planning. In addition, ICS offers different cylinder types for installation in offices and interconnecting doors or in office cabinets. Special switch cylinders are also available for lift controls. Whatever the access scenario, ICS provides a solution.



Different installation requirements

Sensitive topics that are not for all ears are often discussed in meeting rooms. So having doors that can be easily locked from the inside is a good thing.

ICS thumbturn cylinder
 >> Page 48, 56



In an emergency

ICS secures buildings perfectly from the outside. But even when there is a need to move quickly from indoors to outdoors, ICS meets all escape and fire protection standards.

Standards
 >> Page 192



An ideal enhancement

AirKey is an ideal electronic enhancement whenever flexible authorisation assignments and logging are required. Perfectly combined in the combination key.

AirKey
 >> AirKey product catalogue

see the system overview
 >> from page 28



ICS | Residential complexes



Skypark | Switzerland

Skypark | Switzerland
Spinnerei Windisch | Switzerland
WEG Sandhausen | DE



Best practice

Property	Skypark
Building type	Residential complexes
Location & Year	Oberglatt 2012
Units	1200 ICS cylinders

Special features of the project:

The Quartier Neufeld defines an independent part of town within the municipality of Oberglatt. The entire residential complex is built to the Minergie standard and has comfort ventilation in all apartments. Individual floor plans, generous residential and outside areas as well as different types of residential units offer the right living concept for every taste and budget and, with ICS, the right locking concept.

Further successful projects: Residentie Santhoof Nieuwpoort, BE | Aletsch Campus Naters, CH | Bregenz lake hill, AT | Bächtelenacker Wabern, Switzerland | ALVA Wohnbau Hanselmannstraße Munich, DE | Ober- & Unterschleißheim Building Cooperative, DE | Baugenossenschaft, Schwetzingen, DE | Engelwiese St. Gallen, Switzerland | Marcau Laax, CH | Heimag Hanebergstraße Munich, DE | HL Wohnbau, DE | Infraplan Hirschgarten, DE | Gibelbach Oberrüti residential complex, CH | Captainsvillen Kiel, DE | Oberwarter Genossenschaft, AT | Munich Olympic Press City, DE | Olympic Village Innsbruck, AT | Montgelas Park, DE | Sonnenfeld Naters, Switzerland | Terra Bau Westpark, DE | Villa Dieksee, Malente, DE | Residential complex Friedrichstraße, Dortmund, DE | Wohnanlage Kontorstraße, Dortmund, Germany | Schilling residential complex, DE | Bittermark Dortmund, DE | Düsseldorf Düsseldorf, DE | Katholisches Siedlungswerk Munich, DE | Klosterhof Kempfen, DE | Leo-Mathäuser-Gasse Vienna, AT | Schrobenhauser Unterhaching, DE | Sonnwendviertel Vienna, Austria | Olbersweg Hamburg, DE | Berliner Straße Sandhausen, DE | Passauer Straße Augsburg, DE | Am Hegewinkel Berlin, DE | Potsdam residential complex, DE | Harlaching residential complex Munich, DE | Wohnanlage Hafenstraße Speyer, DE | Kaiserstraße residential building Munich, DE | Residential building Mönchenwerther Straße Düsseldorf, DE | Seefelder Straße Augsburg, DE | Landsberg residential complex, DE

» All references can be found on our website.

Public and private

What do we expect from a modern residential complex? Apart from nice neighbours and a quiet location? That it strikes a balance between public and private. Your own, well-secured apartment on the one hand and well-organised communal spaces on the other. ICS perfectly maps such structures.

The ICS system can offer a wide range of cylinder versions and options, in line with the much-cited customisation of a product to meet the needs of the individual customer. Another plus: Master key system reserves created at the start of the project make subsequent expansion very easy.



No matter where

Whether for the garage, for the car park barrier, the letterbox system or for the lift, the wide range of ICS cylinders has a cylinder to suit everyone.

ICS cam lock
 >> Page 86



No matter who

One key for all lockable doors in the apartment complex. The result: simple management on the one hand and a small, light set of keys on the other.

Master key system
 >> Page 30



Protection cubed

Cracking an EVVA cylinder is never easy. If it is also equipped with anti-drilling, anti-pulling and anti-snapping protection, every thief will happily change his mind.

ICS - Profile cylinder
 >> Page 42

see the system overview
 >> from page 28



ICS | Schools and libraries



BG/BRG Pichelmayergasse | AT

Peter-Petersen Gymnasium | DE
CP van Leersumschool | NL
St. Gallen University of Applied
Sciences | Switzerland



Best practice

Property	BG/BRG Pichelmayergasse
Building type	Schools and libraries
Location + year	Vienna, 2009
Units	282 ICS cylinders

Special features of the project:

The school and its security team held a consultation meeting with EVVA to receive comprehensive expert guidance. The school would only work with an experienced supplier which has been providing security technology for educational institutions throughout Europe for decades. This is not the only reason the school principal, Norbert Schrank, places his full trust in the security experts EVVA: „Our priority was to offer the best possible protection for our pupils and users. The sophisticated lock chart also means we do not need so many keys.’

Further successful projects: University of Applied Sciences St. Gallen, CH | Würzburg University of Applied Sciences, DE | Gymnasium Trudering, Germany | Evangelische Akademie, Bad Segeberg, Germany | Herrstraße elementary school, DE | Fredenberg High School, Salzgitter, DE | Herrstraße elementary school, DE | Montessorischule, DE | Musikschule Krefeld, DE | Schillerschule, Brühl, DE | Bundesgymnasium für Slowenenen, AT | Oberrealgymnasium Deutsch Wagram, Austria | Schools of the City of Geneva, Switzerland | Erfurt University of Applied Sciences, DE | Friedrich-Schiller-Universität, DE | Garching High School, DE | Pichelmayergasse High School, AT | Hochschule, Mannheim, DE

» All references can be found on our website.

Security goes back to school

School must be a place of education and a haven of security. But school is also a colourful hive of activity comprising of teachers, pupils, parents, cleaning and catering staff. This is a great challenge for a master key system. The chemicals cabinet may only be locked by the chemistry teachers, the staff rooms may only be opened unhindered from the inside and the gymnasiums are also available to external clubs in the evening.

The ICS is the well-structured master key system that not only meets the increased security requirements of schools, but thanks to its versatility can also meet the requirements of a wide variety of door scenarios and complex locking hierarchies.



Protection of minors
ICS keys and cylinders are durable, robust and hard-wearing. Special extra features such as the SOS function increase protection for teachers and students.

SOS Option
» Page 74



Escape routes and emergency exits
In an emergency, it must be possible to respond quickly. ICS meets all the panic lock and escape door standards.


Standards
» Page 192



Versatile use
Gymnasiums in schools are often rented to third parties. The simple solution here: AirKey. With AirKey, the keys are handed over via the Internet.

AirKey
» AirKey product catalogue

see the system overview
» from page 28




ICS | Hotels & service stations



Hotel Mandarin Oriental | IT

Hotel am Medemuffer | DE
Hotel Van der Valk Zwolle | NL



Best practice

Property	Hotel Mandarin Oriental
Building type	Hotels & service stations
Location + year	Vienna 2015
Units	200 ICS cylinders

Special features of the project:

The 5* Mandarin Oriental Hotel in Milan was looking for a flexible mechanical master key system with a high level of security and excellent support. They wanted a reversible key system with the possibility to structure the key chart as well as enhancement options. ICS was successful on all counts.


Further successful projects: Légère Hotel Luxembourg LUX | Sonnenfeld, Naters, Switzerland | Feriendorf St. Andreasberg, Germany | Diskothek Class Saarbrücken, DE | Tiroler Zugspitzbahn Hotels, restaurant, cable car, AT | Pier 1 Scharbeutz, DE | Gaststätte Aumeister Englischer Garten Munich, DE | Marriott Hotel Orleansstraße Munich, DE | Hotel Tirolerhof Zell am See, AT | Hotel Stadt Hamburg Heiligenhafen, DE | Head Office Leonardo Hotels Berlin, DE | Westin Grand Hotel Munich, DE | Café Elbwein Hamburg, DE | Radisson Blu Hamburg, DE | Hotel Alpenblick Höchenschwand, Germany | Hotel Acora Karlsruhe, DE

» All references can be found on our website.

Feel safe and secure

Vacation. The best time of the year. Time to discover new things, relax and recharge your batteries. The hotel, the place of well-being and retreat, a safe haven in unfamiliar surroundings. As a hotelier, you know that guests have to feel comfortable and secure to make it possible for them to want to stay and to return.


This means that a hotel must play many roles. This is also true of the locking system. Because the lockers in the wellness areas must be as perfectly secured as the fine wines in the wine cellar. And especially the exquisite shop rented in the foyer.



Optimum convenience

The guest is king. Therefore, their stay must be as comfortable as possible. The ICS reversible key system makes a daily contribution to this.


ICS key
 >> Page 34



In reserve

The hotel is doing well and growing. It's a good thing that the master key system can be adapted thanks to its modular nature and reserveplanning.

Master key system
 >> Page 30



Well combined

Dream team mechanical locking systems and electronic access control. With the use of electronic access control, logging and time control are added to the benefits. Well suited e.g. for garages and supplier entrances.

AirKey
 >> AirKey product catalogue

see the system overview
 >> from page 28



ICS | Trade in high-value goods



Hugo Boss | DE



Porsche showroom | RO

Best practice

Property	Hugo Boss
Building type	Trade in high-value goods
Location + year	Albstadt 2011
Units	80 ICS cylinders

Special features of the project:

Hugo Boss, an internationally renowned chain for designer fashion, has its own shop fitting production facility in Albstadt. With ICS, Hugo Boss has received a suitable security solution with a high level of protection against break-ins - with maximum protection of their investment.

Versatile security

So how should a master key system for a business look like? At best, it should be as versatile as the trade itself. Ideally, just like the ICS. The ICS is installed in a wide range of cylinders, making it possible to use one and the same locking system in roller shutters, entrance doors and lifts.

Because goods on offer can also include precious items that are better presented in a well-secured manner, the ICS range also includes showcase cylinders. If certain doors have special security requirements, additional options such as anti-snap protection are also available.



Welcome

Whether it is used in Euro, Round or Scandinavian design, the ICS profile cylinder is a high-quality business card for any business.

ICS - Profile cylinder
 » Page 42



ICS meets AirKey

Do goods deliveries also take place when the premises are unoccupied? Then the AirKey electronic locking system with its mobile authorisation allocation for supplier entrances is ideal.

AirKey
 » AirKey product catalogue



Anti-snap

Anti-snap makes vulnerable doors even more secure. In the event of an attack, the cylinder breaks off at a predetermined breaking point and thus reliably secures the door against further break-in attempts.

Anti-snap option
 » Page 70

see the system overview
 » from page 28



ICS | Retirement homes & care centres



Casa Sunnwies | Switzerland

Woonzorgcomplex Urk | NL
Efringen-Kirchen | DE
Markgräflerland-Klinik | DE



Best practice

Property	Casa Sunnwies
Building type	Care centre
Location + year	Islikon, 2015
Units	600 ICS cylinders

Special features of the project:

The question of accommodation in retirement is an important one. Combined residential accommodation for the elderly and the young is increasingly becoming an adequate alternative - as in Casa Sunnwies in Islikon, which opened in June 2015. The facility not only brings together various ages, but with Xesar and ICS it also merges two EVVA locking systems to guarantee individual and adequate living conditions.

Further successful projects: Caritas Wohnheim, DE | Casa Burgacker, CH | Dyosen retirement and care home, AT | Kirchenzentrum Glonn, DE | Nursing Home, Hahnstätten, DE | Vinzenzkl. Rehabilitation Centre, DE | AWO Senior Centre, DE | Augusta Victoria Pen, DE | German Order – Gästetrakt, AT | Gewobau Stadt Schwetzingen, DE | Winsen Old People's Care Home, DE | Lebenshilfe Erfurt, DE | Haus Sonnenburg Psychiatry, DE | INTEGRA retirement home Stöcken, DE | Santhoof, BE | Hahnstätten retirement home, DE | Schmalkalden elderly care home, DE | Vienna Student Residence 19, AT | St. Ulrichswerk, DE

» All references can be found on our website.

Secure care

Organising a modern healthcare or care centre is not an easy task. Because these centres integrate many services under one roof. From the wards to the outpatient departments to the pharmacy or kitchen. In some cases the areas are open to the public, in other cases only certain people are allowed access. A challenge for any locking system.

For many locking systems, the organisational requirements imposed here are too demanding. Not so for ICS. ICS not only offers a wide range of cylinders and can thus successfully resolve almost any door scenario, it is also able to successfully map multi-level locking hierarchies. Furthermore, master key system reserves offer room for improvement.



Easy to use

The ergonomic reversible key and the convenient thumbturncylinder - two products that make life easier for older and weaker people.

ICS thumbturn cylinder
 » Page 48, 56



Access at any time

Even if a key is inserted inside, it is possible to lock the cylinder from the outside thanks to the BSZ function. This is always a good thing when people need help quickly.

External key override option
 » Page 71



Wide selection

ICS - one system, many solutions. ICS not only offers cylinders for patient boxes or medicine cabinets, but also for key switches in lifts, for example.

ICS cam lock
 » Page 88

see the system overview
 » from page 28



ICS | the versatile range

Page
84
Padlocks




« Solid protection of cabinets and cellar doors.

The all-rounder among cylinders - versatile and multifaceted and absolutely secure. »

Page
42
Profile cylinder



Page
160
Switch & switching cylinder




» Secure switching and handling is a simple child's play with these cylinders.

To make things run smoothly in the office, workshop and warehouse - numerous furniture cylinders, all of which can be integrated into a master key system. »


Page
136
Furniture cylinder



Whether for letterboxes or technical distributor cabinets, these cylinders can also be integrated into master key systems »




Page
86
Cam lock



Page
34
Keys

« A reversible key with properties –ergonomic, durable and almost impossible to copy



Whether inside or outside, these cylinders make e.g. rim cylinders even more secure »

Page
108
Inside, rim and outside cylinder



Page
176
Insert cylinder

» Always in use and at the same time extremely secure, the insert cylinders for special tasks

System overview | Benefits



A solid investment

Later building extensions and conversions can be easily implemented because master key system reserves are taken into account.

More liberty with AirKey

Flexibly assign access authorisations to external parties with AirKey. The smartphone is the key. Event logging included.



Don't panic

The security of building users has the very highest priority. ICS cylinders meet all the important requirements of standards.



Outdoor security

The demands on the outer shell of buildings is steadily increasing. An individual character is usually requested with more transparency through glass and doors that open automatically to allow convenient access. In any case, security technology is expected to meet all requirements without getting in the way of the user or visitor.

The product portfolio covers a wide range of applications and can also be ideally combined with an electronic access solution - such as AirKey or Xesar from EVVA.

Secure building shell

All access points are optimally secured with the robust ICS cylinder. Our additional ICS security options are recommended for particularly endangered areas.



Well organised

External service technicians and suppliers can be easily integrated into the master key system concept.

One for all

Also lock barriers or garage doors and other installations with ICS.



System overview | Benefits

Controlled lifts

Security areas subdivided according to floors - with the ICS switch and switching cylinders.



The convenience of a reversible key

The robust ICS reversible key ensures ease of use. ICS thumbturn cylinders offer an additional comfort factor.



Key security

Technical copying protection and patents protect against illegal key copying. Only the holder of the security card is authorised to copy keys.




Indoor security

Security also plays a major role inside the building. Server rooms, storage locations for important documents or medicines, the office of the management - all these areas must be secured separately.

At the same time, processes within buildings must also be efficient. And this must already be taken into account when planning a master key system. The goal: To each his own key, which only locks those areas that the owner is authorised to access.

Security zones
EMZY secures sensitive areas



Burglary and vandalism
The protection of valuable articles, equipment and hazardous goods can be integrated perfectly into the master key system.



Organisation and security
A clear locking authorisation concept and the right selection of types and options simplify processes and noticeably increase security.



Flexible use
The modular system allows locking components to be flexibly adapted to the access situation.

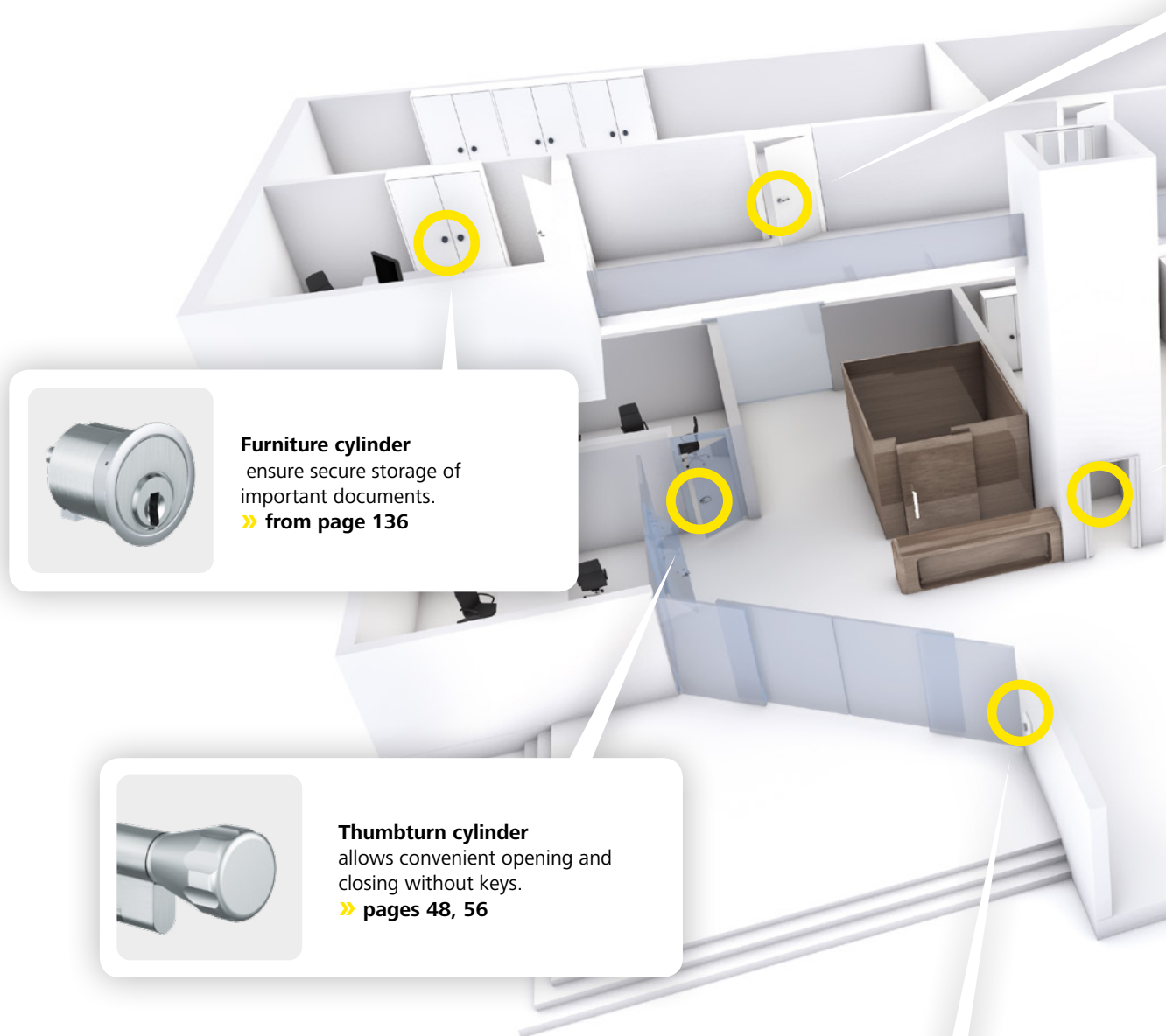


next page
The ICS cylinder range fits familiar installation situations and many more.

System overview | ICS layout

ICS cylinders serve all master key system access situations due to their numerous features, versions and options.

Thus, access to rooms and floors, access to display cabinets and showcases or the activation of barriers or other electronic systems can be clearly structured. This means even more comfort and more security.



Furniture cylinder
ensure secure storage of
important documents.
» from page 136



Thumbturn cylinder
allows convenient opening and
closing without keys.
» pages 48, 56



Switch cylinder
control electronic systems such as
automatic sliding doors.
» from page 160




Double cylinder
are suitable for inside and outside doors and can be configured with a wide range of variants and options.
» pages 46, 54



Switching cylinder
operate control elements such as those in lift systems.
» from page 160



EMZY
for automatic locking of the outside door.
» from pages 52, 60



Cam lock
for mailbox systems and for secure storage in showcases and display cabinets.
» from page 86



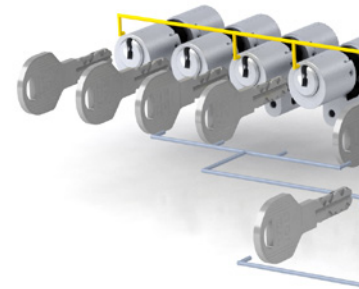
Half cylinder
are suitable for barriers, key switches, lifts and numerous other situations.
» pages 50, 58



next page

Cylinder locks and access authorisations are used to create a tailor-made master key system.

System overview | Master key system & structure



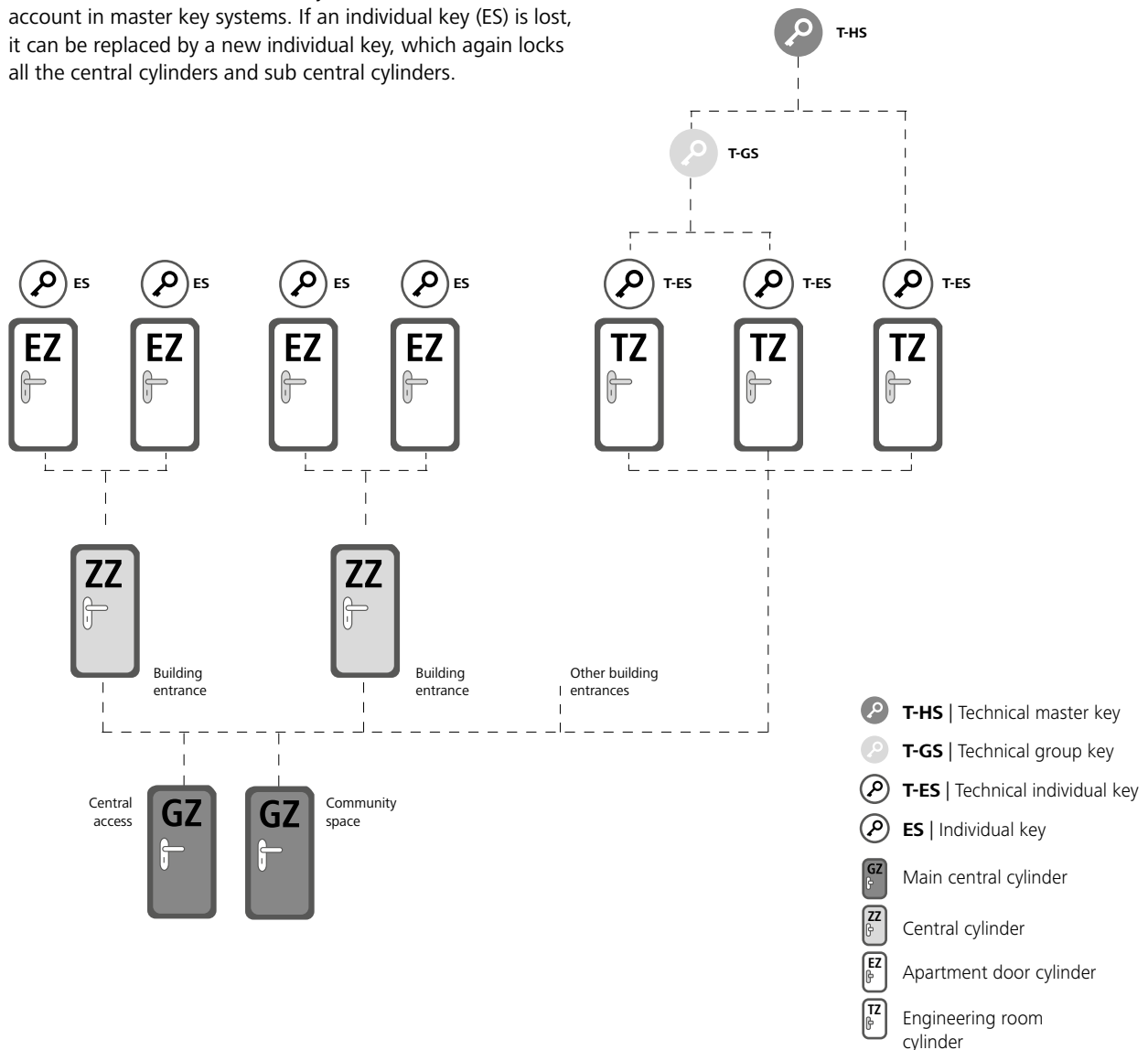
ICS master key systems

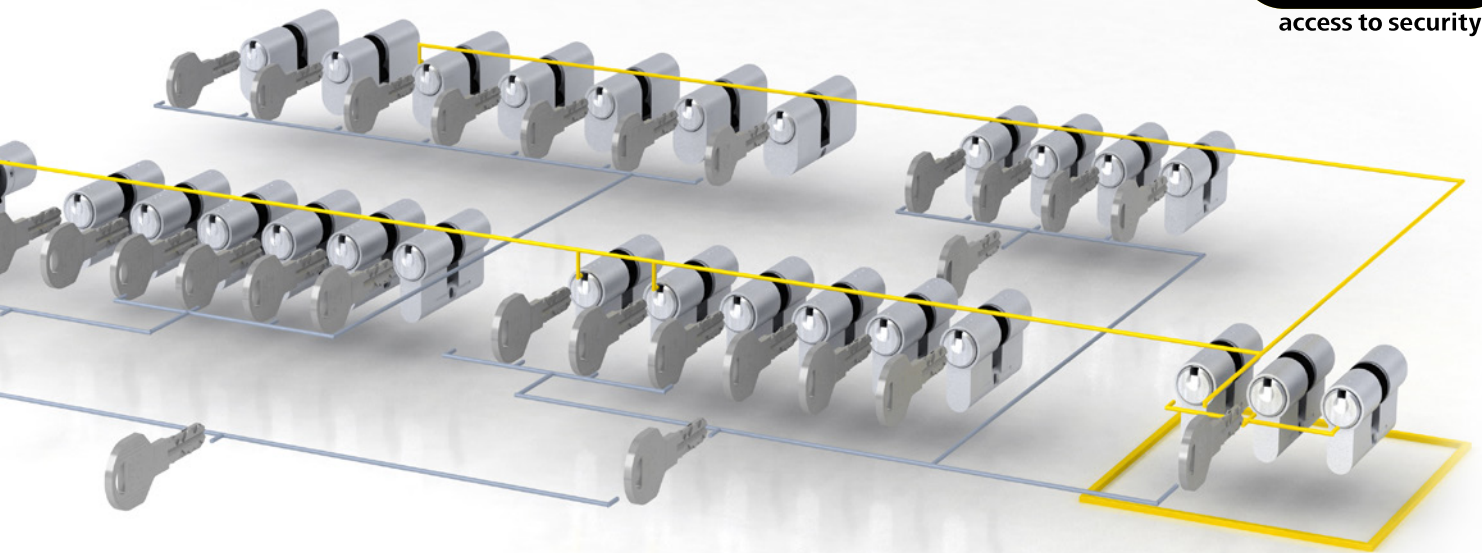
EVVA has been developing lock charts with its project partners for almost 100 years with a great deal of know-how and great success.

ICS with its coding characteristics, length profile, curve scanning and the distinctive track systems is particularly suitable for very large objects that must take special authorisations into account in the locking hierarchy.

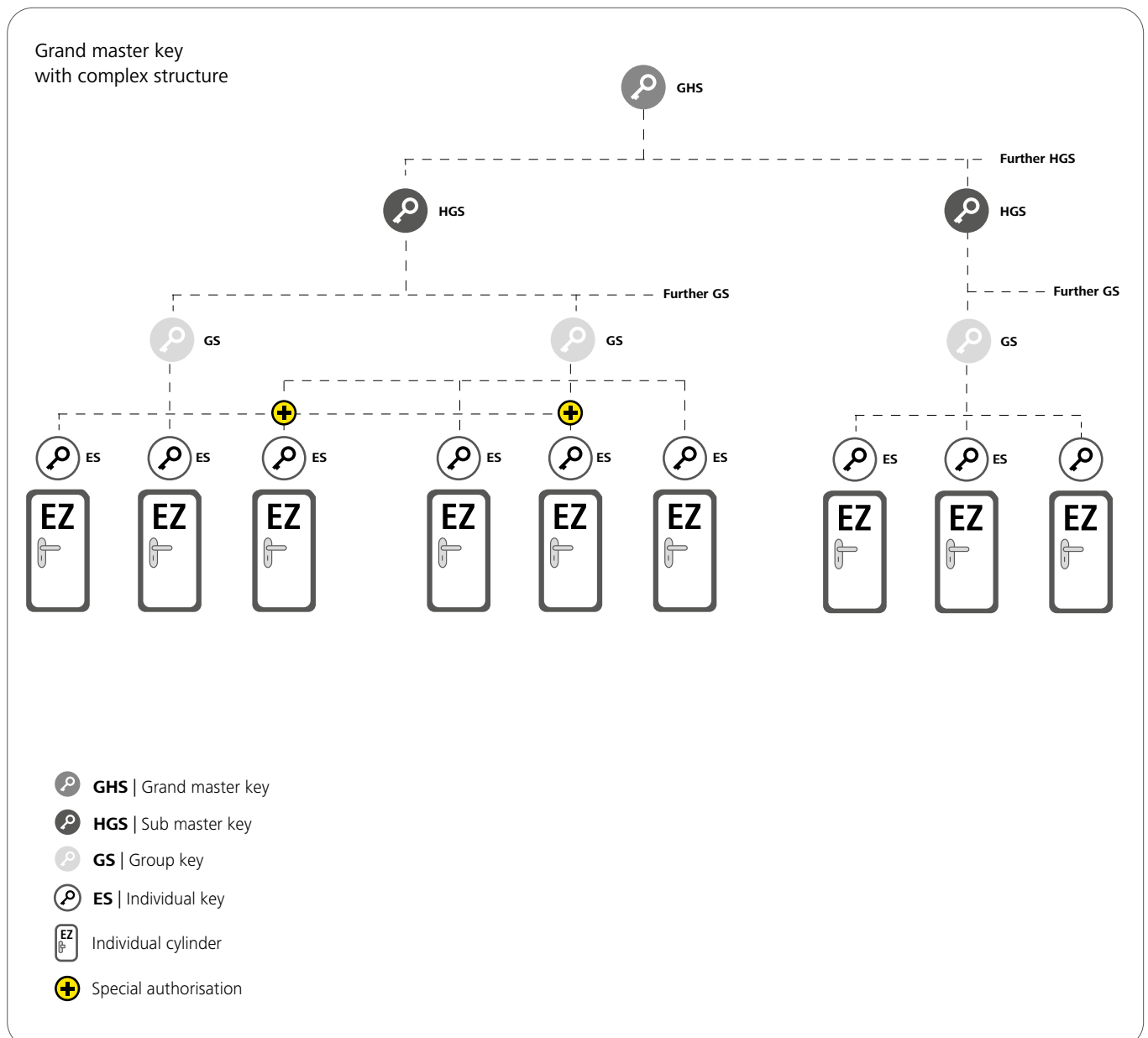
Example of a residential complex

Future extensions for residential cylinders are taken into account in master key systems. If an individual key (ES) is lost, it can be replaced by a new individual key, which again locks all the central cylinders and sub central cylinders.



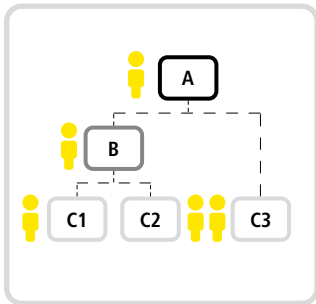


Example business premises



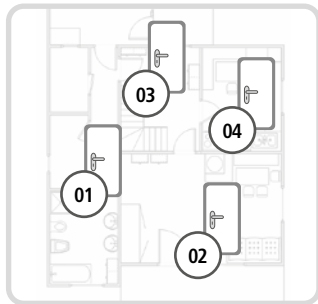
System overview | Processes

Master key system planning



User groups

Different groups are identified based on the organisational structure of the users of the building.



Rooms & Areas

These are identified for specific user groups or according to specific security requirements.

	A	B	C1	C2	C3
01	x	x	x	x	x
02	x	x	x	x	x
03	x	x	x	x	x
04	x	x	x	x	x
05	x	x	x	x	x
06	x	x	x	x	x

Lock chart

The user groups, rooms and areas are taken into consideration - who is allowed to access an area and who is not allowed access.




Changes to the master key system



Key lost

Lost keys pose a high security risk. The replacement of one or more cylinders may become necessary.



Extensions

If the use of a room changes or new rooms are added, master key systems can usually be extended without any problems thanks to combined reserves and good advance planning.



EVVA documentation

We document all changes in your EVVA master key system and can therefore work for you throughout the entire life cycle of the master key system.



Key management



Key handover

We recommend documenting the handover of keys to persons, e.g. using a handover form.



Management software

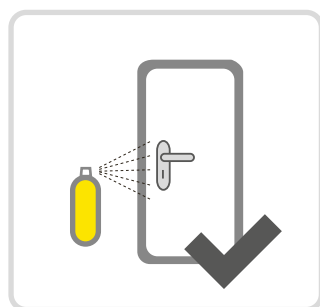
The use of suitable key management software is recommended for organisations that frequently hand over keys.



Security card (SIKA)

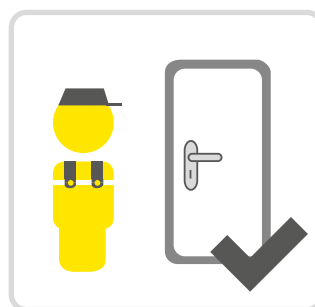
Only the owner of the security card is authorised to have new keys and cylinders made. The security card must always be kept in a safe place.

Maintenance of the system



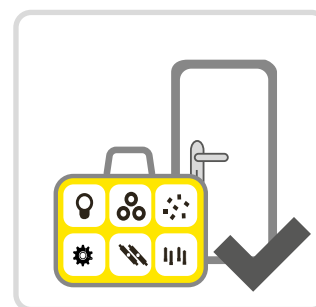
Low maintenance

EVVA products are largely maintenance-free. EVVA recommends the EVVA care spray for particularly heavily used products.



Verification

Regular inspection of the doors prevent damage to cylinders.



Adaptions


The EVVA cylinder assembly case contains a range of spare parts that permit quick adaptation of doors and locks.



Keys



Large key cross-section
With a thickness of 3 mm, it is completely stable and inflexible.



Concealed inner recesses
Illegal manufacture with modern 3D printing methods is, therefore, almost impossible.



Design / combi key
Easier to manage and use in combined master key systems.



Reversible keys
In addition, optimal grip and ergonomics for greater comfort.



Elongated key neck
For defenders.



Security card
Re-ordering from an authorised EVVA partner.

ICS key | Mechanical & Electronic

Standard key



ICS standard keys for master key systems and individual lockings. As a reversible key, it offers a lot of convenience. The thickness of the 3 mm key makes it particularly durable and wear-resistant. With key number as standard.

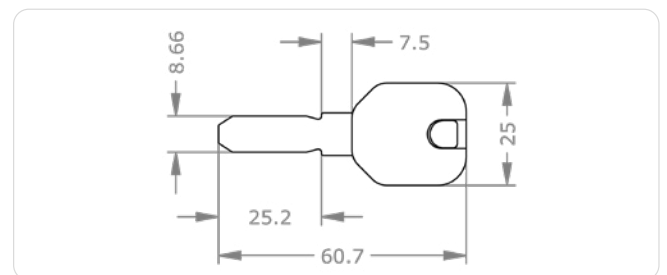
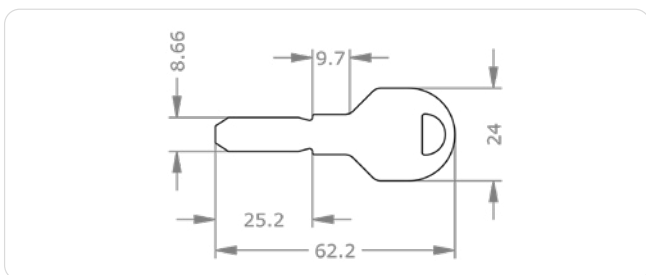
Optional technical installation feature	LSH – Long key neck
Optional usage feature	F[...] – Colour dot - Colour TXT – Customer-specific text
Security features	Key is made of an extremely durable nickel-silver alloy

design key



Multiple ICS keys with colour coding are easy to manage. With high-quality ergonomic plastic key bow. With key number as standard.

Colour	BL – Blue GE – Yellow GN – Green RT – Red SW – Black WS – White
Optional technical installation feature	LSH – Long key neck
Optional usage feature	TXT – Customer-specific text
Security features	Key made of special, durable nickel silver alloy Cap made of robust plastic



Ordering

Product code	M.IC.S.SL.[Option]
Example	ICS key, standard, with long key neck: M.IC.S.SL.LSH

Ordering

Product code	M.IC.S.SL.SL-D.[Colour].[Option]
Example	ICS key, blue design key bow, with long key neck: M.IC.S.SL.SL-D.BL.LSH

Xesar combi key



AirKey combi key

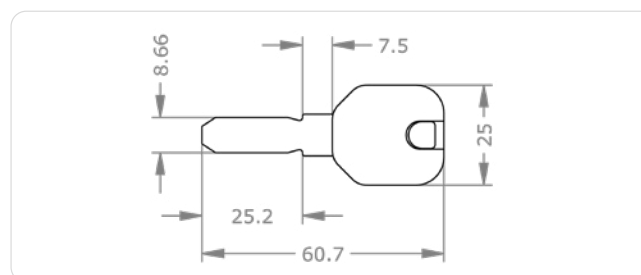
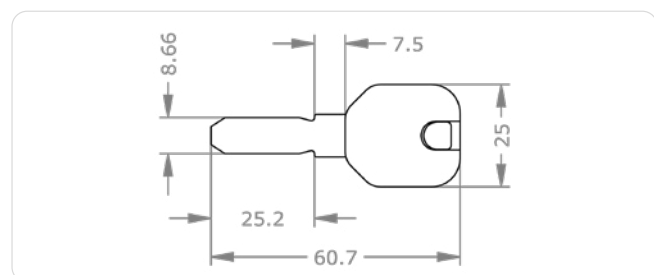


Xesar combi key for master key systems, individual lockings and integration into electronic Xesar access systems. With high-quality ergonomic plastic key bow in various colours with integrated electronic chip.

AirKey combi keys for locking systems, for individual lockings and for integration in electronic AirKey access systems. With high-quality ergonomic plastic key bow in various colours with integrated electronic chip.

Colour	BL – Blue RT – Red SW – Black
Chip	D04K – MIFARE DESFire EV1
Optional technical installation feature	LSH – Long key neck
Optional usage feature	TXT – Customer-specific text
Security features	Key made of special, durable nickel silver alloy Head made of robust plastic with MIFARE-DESFire EV1 technology and Xesar segment

Colour	BL – Blue RT – Red SW – Black
Chip	J80K – NXP J3A081 JCOP J80K+D08K – NXP J3D081 JCOP und Mifare Desfire
Optional technical installation feature	LSH – Long key neck
Optional usage feature	TXT – Customer-specific text
Security features	Key made of special, durable nickel silver alloy Head made of robust plastic with Java technology and AirKey segment



Ordering

Product code	M.IC.SL.SL-X.[Colour].[Chip].[Option]
Example	Xesar combi key blue in ICS system, with long key neck: M.IC.SL.SL-X.SW.D04K.LSH

Ordering

Product code	M.IC.SL.SL-A.[Colour].[Chip].[Option]
--------------	---------------------------------------

ICS keys | Versions

Product range
Locking system
Product category

M ICS SL

Option

Standard key



AirKey combi key **SL-A**

Xesar combi key **SL-X**



Colour

M ICS SL [] + [] ...

M ICS SL SL-D [] + [] ...

design key **SL-D**



Colour

Key with long key neck

LSH



Customer specific numbering

TXT



Colour dot

- FAB >> aubergine
- FBL >> Blue
- FBR >> brown
- FDR >> dark red
- FGE >> Yellow
- FGR >> Green
- FRS >> pink
- FRT >> Red
- FSW >> black
- FVI >> purple



Matching options
> see next page

ICS keys | Options & Accessories

Illustrations and ordering examples are shown in deviating systems.



F[...] – Colour dot - Colour

Colour dot on the key for visual identification of key functions, authorisations or local allocations.

Variants	FAB – Colour dot aubergine purple FBL – Colour dot blue FBR – Colour dot brown FDR – Colour dot dark red FGE – Colour dot yellow FGN – Colour dot green FRS – Colour dot pink FRT – Colour dot red FSW – Colour dot black FVI – Colour dot purple
Technical specifications	Colour dot in a recess on the key
Product code	FAB, FBL, FBR, FDR, FGE, FGN, FRS, FRT, FSW, FVI
Ordering example for option	M.[System].SL.FSW



LSH – Long key neck

Key with long neck for use in special protective escutcheons with cylinder armoring.


Technical specifications	FPS standard key + 5.5 mm EPS standard key + 5.5 mm ICS standard key + 4.8 mm 4KS standard key + 7.5 mm design key + 11.5 mm combi key + 11.5 mm
Product code	LSH
Ordering example for option	M.[System].SL-D.LSH



ICS



Sample illustration SL-D, SL-A, SL-X



TXT – Customer-specific text

Numbering according to customer requirements in addition to system number and key/cylinder number.

Product code	TXT
Ordering example for option	M.[System].PZ.DZ-S.31/31.NI.TXT



Sample illustration



Profile cylinder

Key

Profile cylinders



Profile cylinder | Benefits

Design




Visible quality

Technical excellence and the highest processing quality characterise all our cylinders.



Various finishes

Thanks to its wide range of finishes, the cylinder can be easily matched to doors and escutcheons.



The perfect match

The thumbturn range with numerous design variants is high quality and adapted to various ergonomic requirements.

Function



Everything under control

EVVA's wide range of cylinders covers all relevant locking situations.



Ability to combine

Excellent compatibility with electronic components and locking systems from EVVA.



Numerous functions

EVVA offers the matching options depending on the use case and technical installation situation.

Additional benefits:


- Security options such as international security certifications

Technology




Drilling protection

Robust chrome vanadium elements in ICS cylinders protect against destructive opening techniques. Additional security elements offer high attack resistance.



Picking scanning protection

Split and non-split scanning elements prevent scanning positions from being detected. Opening the ICS cylinder is made enormously more difficult.



Pulling protection

In addition, the Euro profile with chrome vanadium pins and a steel rod offers standard protection against pulling.

Assembly



Simple installation

The cylinder is fixed in the lock in just a few simple steps.



Modular design

ICS cylinders are manufactured in modular design (SY-MO) and can thus be adapted to the door situation on site.



Assembly kit

The SY-MO assembly case contains all parts for adapting modular cylinders.

ICS Euro Profile | DZ-S double cylinder

View from the outside



View from the inside

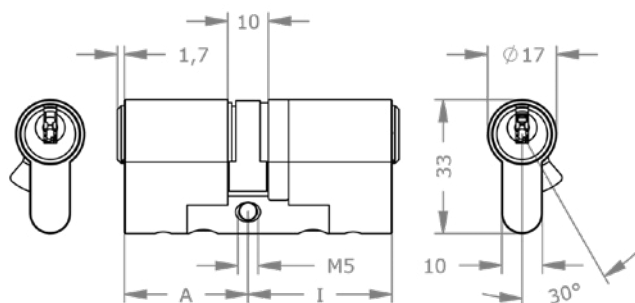
Standards and guidelines



Product description

The ICS Euro profile double cylinder with modular design (SY-MO) is suitable for use in external and internal doors. The cylinder features external key override.

Examples of applications are doors to residential properties or offices, connecting doors, metal frame doors and security doors.



Assembly tip

Pay attention during installation to a maximum protrusion of 3 mm!


» Page 67

Application examples




Metal frame doors

The cylinder is suitable for installation in metal frame doors and emergency exit doors as well as office building doors.



Full-leaf doors

The cylinder is suitable for installation in full-leaf doors, office and house entrance doors as well as internal office doors.



External key override cylinder

This option makes it possible to operate the cylinder with a key from the outside even if a key is inserted on the inside.

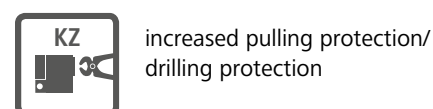
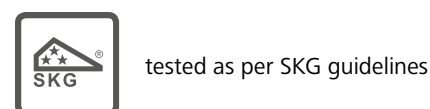
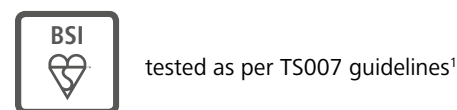
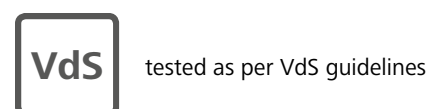
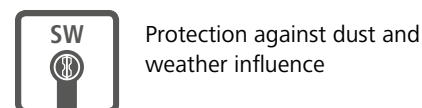
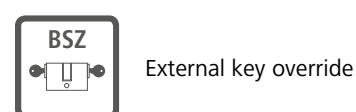
Technical information

Cylinder length on the outside A in mm	27 31 36 41 +5 ...
Cylinder length on the inside I in mm	27 31 36 41 +5 ...
Finish	NI – Nickel MS – Brass NP – Polished Nickel NPV – Nickel fully polished MP – Polished brass MPV – Brass fully polished ML – Brass lacquered CR – Chrome CP – Polished chrome CPV – Chrome fully polished PS – Patinated black PB – Patinated brown
Optional security features	AS-A – Anti-Snap outer side FZG – Free wheel function for gear locks KZ-[...] – Increased plug pulling and drilling protection SKG2-[...] – SKG ** certified SKG3-[...] – SKG *** certified VDS – VdS certified
Optional technical installation feature	BIF – Double cam Biffar® BL-[...] – blind cylinder FL1 – Free wheel function KS-[...] – Contact pin NS-[...] – Increased wear resistance SEW – Sea water protection SW-[...] – Dust and weather cover Z[...] – Cog wheel cam Z10 – Cog wheel cam Z10 Z18 – Cogwheel cam Z18 ZVS-[...] – Reduced cylinder body
Optional usage feature	BSZ – External key override TXT – Customer-specific text VAR – VARIO
Accessories	Spray FinLube Cylinder fixing screw
Security features	Locking authorisation request on 5 tracks 13 spring-loaded locking elements Durable length profile Specially shaped locking elements as scanning protection, bump key protection and picking protection Hardened HSS steel pins in the cylinder plug as drilling protection Hardened steel ball and 1st tumbler made of hardened steel as drilling protection
Standards and guidelines	EN 1303:2015 160B0C6D 90 minutes ÖNORM B5351: WZ6-BZ EN1627 ČSN EN 1627 - Security class 4 Option VdS BZ(+) Option VdS*** Option SKG** Option SKG***
Technical installation situation	for mortise locks according to DIN, ÖNORM and surface mounted locks suitable for the installation of Euro profile cylinder locks Cam width 9.3 mm
Included components	Cylinder with fixing screw M5

Versions



Important options



Versions see **» page 66**

Options see **» page 70**

Ordering

Product code	M.IC.S.PZ.DZ-S.[Outside cylinder length A in mm/Inside cylinder length I in mm].[Finish].[Option]
Example	ICS Double cylinder with Euro profile, outside 31 mm, inside 36 mm, nickel finish, with BSZ option for external key override: M.IC.S.PZ.DZ-S.31/36.NI.BSZ

¹ in preparation

ICS Euro Profile | Thumbturn cylinder KZ-S



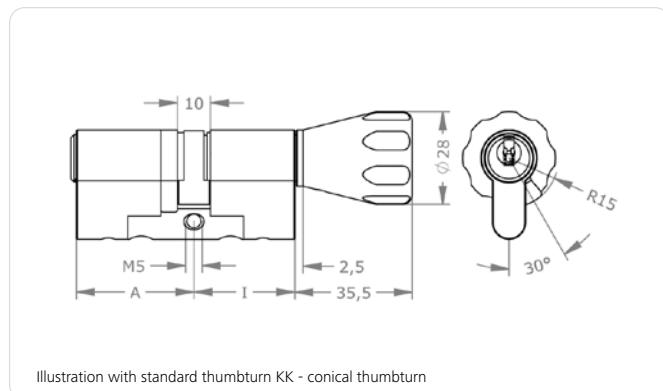
Standards and guidelines



Product description

The ICS Euro profile thumbturn cylinder in modular design (SY-MO) is suitable for use in external and internal doors. The cylinder is locked on the outside with an authorised key and on the inside with a thumbturn.

Potential applications are doors to residential properties or offices, connecting doors, metal frame doors and security doors.



Assembly tip

Pay attention during installation to a maximum protrusion of 3 mm!

» page 67

Application examples



Apartment door

The cylinder is ideally suited for use in apartment doors and can be conveniently locked and unlocked from the inside without a key.




Glass door

The cylinder is ideally suited for use in glass doors and allows the cylinder to be locked and unlocked from the inside without a key.

Technical information

Cylinder length on the outside A in mm	27 31 36 41 +5 ...
Cylinder length on the inside l in mm	K27 K31 K36 K41 +5 ...
Finish	NI – Nickel MS – Brass NP – Polished Nickel NPV – Nickel fully polished MP – Polished brass MPV – Brass fully polished ML – Brass lacquered CR – Chrome CP – Polished chrome CPV – Chrome fully polished PS – Patinated black PB – Patinated brown
Thumbturn shape	OKA – Oval thumbturn aluminium asym. AK – Allround thumbturn ATA – Adaptable Thumbturn Axis CK – D-line® thumbturn FK – Flat thumbturn GK – Recessed grip thumbturn KK – Cone thumbturn MK – Metal knurl thumbturn NOK – Without thumbturn RK – Round thumbturn
Thumbturn finish	K-MP – Polished brass K-MS – Brass K-NI – Nickel K-NP – Polished nickel K-PB – Patinated brown K-PS – Patinated black
Optional security features	CLA – Classroom function KZ-A – Increased plug pulling and drilling protection outside SOS – SOS function SKG2-A – SKG ** certified outside SKG3-A – SKG *** certified outside VdS – VdS certified
Optional technical installation feature	BIF – Double cam Biffar® KS-A – Contact pin outside NS-A – Increased wear resistance outside SEW – Sea water protection SW-A – Dust and weather protection outside Z10 – Cog wheel cam Z10 Z18 – Cogwheel cam Z18 ZVS-[...] – Reduced cylinder body
Optional usage feature	TAF-A – Temporary Access Function outside TXT – Customer-specific text VAR – VARIO
Accessories	Spray FinLube Cylinder fixing screw
Security features	Locking authorisation request on 5 tracks 13 spring-loaded locking elements Durable length profile Specially shaped locking elements as scanning protection, bump key protection and picking protection Hardened HSS steel pins in the cylinder plug as drilling protection Hardened steel ball and 1st tumbler made of hardened steel as drilling protection
Standards and guidelines	EN 1303:2015 160B0C6D 90 minutes ÖNORM B5351: WZ6-BZ EN1627 ČSN EN 1627 - Security class 4 Option VdS BZ(+) Option VdS*** Option SKG** Option SKG***
Technical installation situation	for mortise locks according to DIN, ÖNORM and surface mounted locks suitable for the installation of Euro profile cylinder locks Cam width 9.3 mm
Included components	Cylinder with fixing screw M5

Versions




Cylinder length



Finish

Important options



SOS function



Protection against dust and weather influence



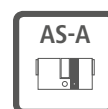
tested as per VdS guidelines



tested as per TS007 guidelines¹



tested as per SKG guidelines



Anti-snap SY-MO outside



Temporary Access Function



Cogwheel cam

Versions see **» page 68**

Options see **» page 70**

Ordering

Product code	M.IC.S.PZ.KZ-S.[Outside cylinder length A in mm/Inside cylinder length l in mm]. [Finish].[Thumbturn shape].[Thumbturn finish]. [Option]
Example	ICS Thumbturn cylinder in Euro profile, outside 31 mm, inside 36 mm, nickel finish, with nickel cone thumbturn and optional priority function: M.IC.S.PZ.KZ-S.31/K36.NI.KK.K-NI.SOS

¹ in preparation

ICS Euro profile | Half cylinder HZ-S

View from the outside



View from the inside

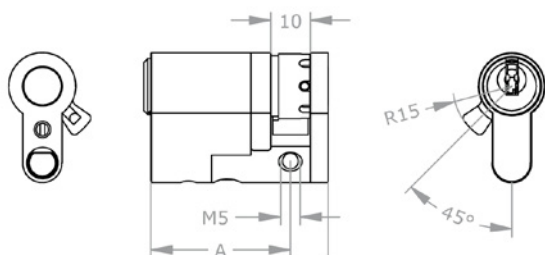
Standards and guidelines



Product description

The ICS euro profile half cylinder in modular design (SY-MO) with 8-fold adjustable cam is suitable for use in switch devices and in special technical doors.

The cylinder can be locked from one side using an authorised key. Application examples are key switches for garage doors, roller doors and activation devices.



Assembly tip

Pay attention during installation to a maximum protrusion of 3 mm!

» page 67

Application examples



Tubular safes

The cylinder is suitable for use in tubular safes to store a fire service key.



Switch

The cylinder is suitable for installation in switches for control of barrier systems.




Garage door

The cylinder is suitable for use in garage doors to lock the garage.

Technical information

Cylinder length on the outside A in mm	27 31 36 41 +5 ...
Finish	NI – Nickel MS – Brass NP – Polished Nickel NPV – Nickel fully polished MP – Polished brass MPV – Brass fully polished ML – Brass lacquered CR – Chrome CP – Polished chrome CPV – Chrome fully polished PS – Patinated black PB – Patinated brown
Optional security features	FZG – Free wheel function for gear locks KZ-A – Increased plug pulling and drilling protection outside SKG2-A – SKG ** certified outside SKG3-A – SKG *** certified outside VdS – VdS certified
Optional technical installation feature	2GW[...] – Double rear fixing for HZ BIF – Double cam Biffar® FL1 – Free wheel function KS-A – Contact pin outside LW[...] – Free travel NS-A – Increased wear resistance outside SEW – Sea water protection SW-A – Dust and weather protection outside Z[...] – Cog wheel cam Z10 – Cog wheel cam Z10 Z18 – Cogwheel cam Z18 ZVS-A – Reduced cylinder body outside
Optional usage feature	TXT – Customer-specific text VAR – VARIO
Accessories	Spray FinLube Cylinder fixing screw
Security features	Locking authorisation request on 5 tracks 13 spring-loaded locking elements Durable length profile Specially shaped locking elements as scanning protection, bump key protection and picking protection Hardened HSS steel pins in the cylinder plug as drilling protection Hardened steel ball and 1st tumbler made of hardened steel as drilling protection
Standards and guidelines	EN 1303:2015 160B0C6D 90 minutes ÖNORM B5351: WZ6-BZ EN1627 ČSN EN 1627 - Security class 4 Option VdS BZ(+) Option VdS*** Option SKG** Option SKG***
Technical installation situation	for mortise locks according to DIN, ÖNORM, surface mounted locks and other devices suitable for the installation of Euro profile cylinder Cam width 9.3 mm
Included components	Cylinder with fixing screw M5

Versions

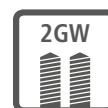


Cylinder length

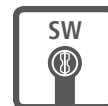


Finish

Important options



2 threaded holes



Protection against dust and weather influence



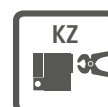
tested as per VdS guidelines



tested as per TS007 guidelines¹



tested as per SKG guidelines



increased pulling protection/
drilling protection



Cogwheel cam

Versions see >> **page 66**

Options see >> **page 70**

Ordering

Product code	M.ICS.PZ.HZ-S.[Outside cylinder length A in mm].[Finish].[Option]
Example	ICS half cylinder in Euro profile, 31 mm, nickel finish, with M4 thread option: M.ICS.PZ.HZ-S.31.NI.2GW4

¹ in preparation

ICS Euro profile SY-MO | EMZY thumburn cylinder



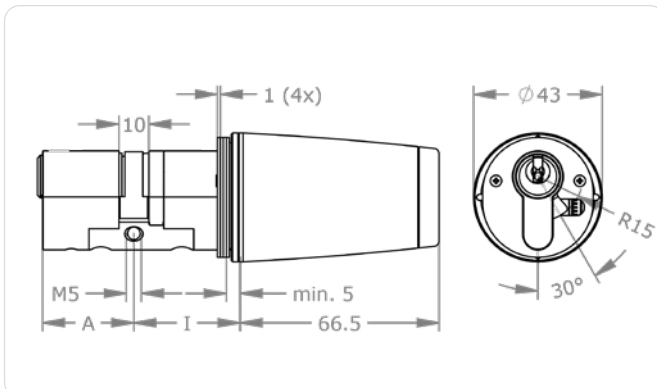
Standards and guidelines



Product description

The EMZY motorised cylinder locks doors automatically. The I/O box enables control via third-party systems. The cylinder is operated by a wall reader, a code keypad or directly with the integrated push button. On the opposite

side, it is locked or released with an authorised key. Examples of applications are entrance doors, doors to sensitive areas or doors that must be open or closed at certain time intervals.



Application examples



Server room

Sensitive areas are reliably secured by the automatic locking element.




Delivery entrance

With EMZY on the door, the supplier entrance can also be opened remotely.



Shared office

During office hours EMZY will keep the main entrance open. Afterwards, it locks automatically.




Medical practice

EMZY opens the entrance door during surgery hours and then locks it again automatically.

Technical information

System	EMZY/ICS
Cylinder length on the outside A in mm	31 36 41 + 5 mm
Cylinder length on the inside l in mm	31 36 41 + 5 mm
Finish	[NI] Nickel [NP] Polished Nickel [MP] Polished Brass [PS] Patinated Black [PB] Patinated Brown CR – Chrome
Thumbturn shape	EBT - EMZY Bluetooth
Thumbturn finish	K-NI – Nickel K-NP – Polished Nickel K-MP - Polished Brass K-PB - Patinated Brown K-PS - Patinated black K-CR - Chrome
cam	SEP – Euro profile SRP – Round profile BIF - Double cam Biffar® Z10 - Cogwheel Z10 Z18 Cogwheel Z18
Security feature options	BSZ - external key override SOS - SOS function
Button colour	SW – black WS – white
Additional certificate	SKG - certified according to SKG***
Accessories	Cable transition open Bolt contact, solid version Small magnetic reed contact Connection cable 10 m Terminal box Desktop power supply unit DIN rail power supply Timer Pin disassembly tool Bayonet disassembly tool
Compatible locks	Single-turn and multi-point locks Mortise locks in accordance with DIN, ÖNORM
Security features	Encrypted data transmission AES encryption
Standards and guidelines	CE certified IP54 protection rating EN1634-2
Technical installation situation	Hardware-independent with minimum width of 40 mm Solid leaf or tubular frame doors Interior thumbturn Backset ≥ 35 mm with standard-compliant door installation according to ÖNORM B3850, DIN 1810
Power supply	Power supply unit 24 VDC, 60W Distance EMZY to power supply unit max. 20 m Connection with terminal box
Operating conditions	Ambient temperature –20°C to +70°C Humidity < 90 %, non-condensing IP 54 protection rating
Interfaces	Bluetooth 5.0 (BLE) RS485 Door contact Bolt contact Door button Operating mode switch
Signals	RGB LEDs for visual indication of locking/unlocking process, locking status, error status
Included components	EMZY motorised thumbturn cylinder Profile base disc 4 spacer discs Assembly instructions Important information

Versions

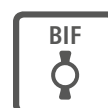


Cylinder length



Finish

Important options



Double cam Biffar®



Cogwheel cam

Ordering

Produktcode	Siehe Preisliste Elektronische Schließsysteme
-------------	---

ICS round profile | Double cylinder RDZ-S



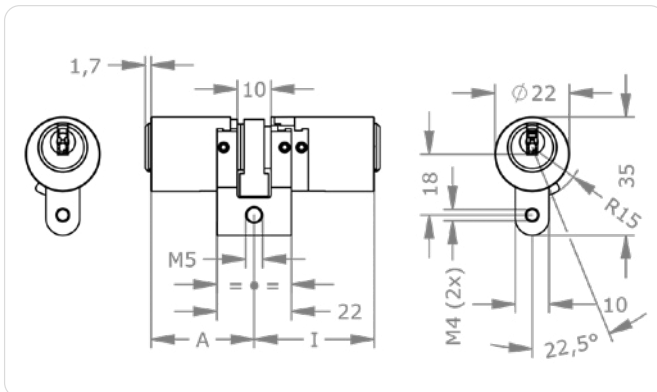
Standards and guidelines



Product description

The ICS Euro profile double cylinder in modular design (SY-MO) is suitable for use in external and internal doors. The cylinder can be locked on both sides using an authorised key.

Potential applications are doors to residential properties or offices, connecting doors, metal frame doors and security doors.



Assembly tip

Pay attention during installation to a maximum protrusion of 3 mm!

» [page 67](#)

Application examples



Metal frame doors

The cylinder is suitable for installation in tubular frame doors such as office building entrances and escape route section doors.



Full-leaf doors

The cylinder is suitable for installation in full-leaf doors, office and house entrance doors as well as internal office doors.




External key override cylinder

This option makes it possible to operate the cylinder with a key from the outside even if a key is inserted on the inside.

Technical information

Cylinder length on the outside A in mm	27 31 36 41 +5 ...
Cylinder length on the inside I in mm	27 31 36 41 +5 ...
Finish	NI – Nickel MS – Brass NP – Polished Nickel NPV – Nickel fully polished MP – Polished brass MPV – Brass fully polished ML – Brass lacquered CR – Chrome CP – Polished chrome CPV – Chrome fully polished PS – Patinated black PB – Patinated brown
Optional security features	FZG – Free wheel function for gear locks SKG2-[...] – SKG ** certified
Optional technical installation feature	BL-[...] – blind cylinder KS-[...] – Contact pin NS-[...] – Increased wear resistance SEW – Sea water protection SW-[...] – Dust and weather cover Z10 – Cog wheel cam Z10 Z18 – Cogwheel cam Z18
Optional usage feature	BSZ – External key override TXT – Customer-specific text VAR – VARIO
Accessories	Spray FinLube
Security features	Locking authorisation request on 5 tracks 13 spring-loaded locking elements Durable length profile Specially shaped locking elements as scanning protection, bump key protection and picking protection Hardened HSS steel pins in the cylinder plug as drilling protection
Standards and guidelines	90 minutes SKG option**
Technical installation situation	For mortise locks and surface mounted locks suitable for the installation of round profile cylinder locks Cam width 8.5 mm
Included components	Cylinder with fixing screw M5

Versions




Cylinder length



Finish

Important options



External key override



Free-wheel function for gear locks



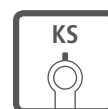
Protection against dust and weather influence



Wear resistance



Blind cylinder



Contact pin



Cogwheel cam

Versions see [» page 66](#)

Options see [» page 70](#)

Ordering

Product code	M.ICS.PZ.RDZ-S.[Outside cylinder length A in mm/Inside cylinder length I in mm].[Finish].[Option]
Example	ICS Double cylinder with round profile, outside 31 mm, inside 36 mm, nickel finish, with option BSZ external key override: M.ICS.PZ.RDZ-S.31/36.NI.BSZ

ICS round profile | Thumbturn cylinder RKZ-S



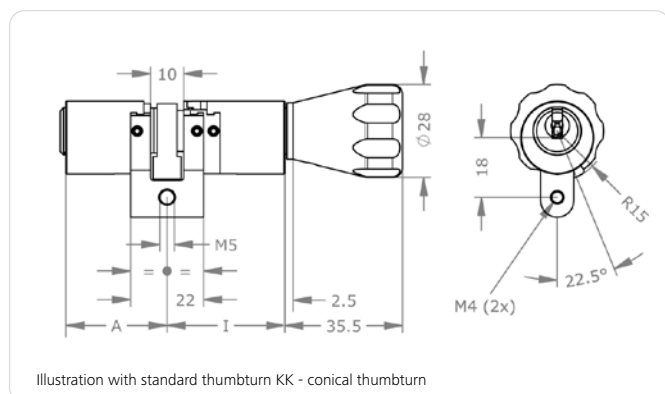
Standards and guidelines



Product description

The ICS Euro profile thumbturn cylinder in modular design (SY-MO) is suitable for use in external and internal doors. The cylinder is locked on the outside with an authorised key and on the inside with a thumbturn.

Potential applications are doors to residential properties or offices, connecting doors, metal frame doors and security doors.



Assembly tip

Pay attention during installation to a maximum protrusion of 3 mm!

» page 67

Application examples



Apartment door

The cylinder is ideally suited for use in apartment entrance doors and can be conveniently locked and unlocked from the inside without a key.




Glass door

The cylinder is ideally suited for use in glass doors and allows the cylinder to be locked and unlocked from the inside without a key.

Technical information

Cylinder length on the outside A in mm	27 31 36 41 +5 ...
Cylinder length on the inside l in mm	K27 K31 K36 K41 +5 ...
Finish	NI – Nickel MS – Brass NP – Polished Nickel NPV – Nickel fully polished MP – Polished brass MPV – Brass fully polished ML – Brass lacquered CR – Chrome CP – Polished chrome CPV – Chrome fully polished PS – Patinated black PB – Patinated brown
Thumbturn shape	OKA – Oval thumbturn aluminium asym. AK – Allround thumbturn CK – D-line® thumbturn FK – Flat thumbturn GK – Recessed grip thumbturn KK – Cone thumbturn MK – Metal knurl thumbturn NOK – Without thumbturn RK – Round thumbturn
Thumbturn finish	K-MP – Polished brass K-MS – Brass K-NI – Nickel K-NP – Polished nickel K-PB – Patinated brown K-PS – Patinated black
Optional security features	S0S – SOS function SKG2-A – SKG ** certified outside
Optional technical installation feature	KS-A – Contact pin outside NS-A – Increased wear resistance outside SEW – Sea water protection SW-A – Dust and weather protection outside Z10 – Cog wheel cam Z10 Z18 – Cogwheel cam Z18
Optional usage feature	TXT – Customer-specific text VAR – VARIO
Accessories	Spray FinLube
Security features	Locking authorisation request on 5 tracks 13 spring-loaded locking elements Durable length profile Specially shaped locking elements as scanning protection, bump key protection and picking protection Hardened HSS steel pins in the cylinder plug as drilling protection
Standards and guidelines	90 minutes SKG option**
Technical installation situation	For mortise locks and surface mounted locks suitable for the installation of round profile cylinder locks Cam width 8.5 mm
Included components	Cylinder with fixing screw M5

Versions

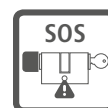


Cylinder length

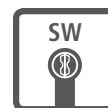


Finish

Important options




SOS function



Protection against dust and weather influence



Wear resistance



Contact pin



Cogwheel cam

Versions see **» page 68**

Options see **» page 70**

Ordering

Product code	M.ICS.PZ.RKZ-S.[Outside cylinder length A in mm/Inside cylinder length l in mm]. [Finish].[Thumbturn shape].[Thumbturn finish]. [Option]
Example	ICS round thumbturn cylinder SY-MO, outside 31 mm, inside 36 mm, nickel finish, with cone thumbturn and optional priority function: M.ICS.PZ.RKZ-S.31/K36.NI.KK.K-NI.SOS

ICS round profile | Half cylinder RHZ-S



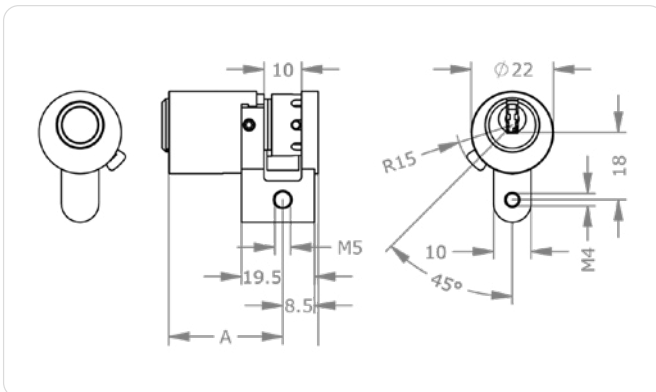
Standards and guidelines



Product description

The ICS round profile half cylinder in modular design (SY-MO) is suitable for use in switch devices and in special technical doors. The cylinder can be locked from one side using an authorised key.

Examples of applications are key switches for garage and roller doors as well as activation devices.



Application examples



Tubular safes

The cylinder is suitable for use in tubular safes to store a fire service key.




Switch

The cylinder is suitable for installation in switches for control of barrier systems.

Technical information

Cylinder length on the outside A in mm	27 31 36 41 +5 ...
Finish	NI – Nickel MS – Brass NP – Polished Nickel NPV – Nickel fully polished MP – Polished brass MPV – Brass fully polished ML – Brass lacquered CR – Chrome CP – Polished chrome CPV – Chrome fully polished PS – Patinated black PB – Patinated brown
Optional security features	FZG – Free wheel function for gear locks SKG2-A – SKG ** certified outside
Optional technical installation feature	KS-A – Contact pin outside LW[...] – Free travel NS-A – Increased wear resistance outside SEW – Sea water protection SW-A – Dust and weather protection outside Z10 – Cog wheel cam Z10 Z18 – Cogwheel cam Z18
Optional usage feature	TXT – Customer-specific text VAR – VARIO
Accessories	Spray FinLube
Security features	Locking authorisation request on 5 tracks 13 spring-loaded locking elements Durable length profile Specially shaped locking elements as scanning protection, bump key protection and picking protection Hardened HSS steel pins in the cylinder plug as drilling protection
Standards and guidelines	90 minutes Option SKG**
Technical installation situation	For mortise locks, surface mounted locks and other devices suitable for the installation of round profile cylinder Cam width 8.5 mm
Included components	Cylinder with fixing screw M5

Versions

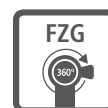


Cylinder length



Finish

Important options



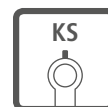
Free-wheel function for gear locks



Protection against dust and weather influence



Wear resistance



Contact pin



Cogwheel cam

Versions see [» page 66](#)

Options see [» page 70](#)

Ordering

Product code	M.IC.S.PZ.RHZ-S.[Outside cylinder length A in mm].[Finish].[Option]
Example	ICS half cylinder in round profile, length 31 mm, nickel finish, with M4 thread option: M.IC.S.PZ.RHZ-S.31.NI.2GW4

EPS Round profile SY-MO | EMZY thumburn cylinder



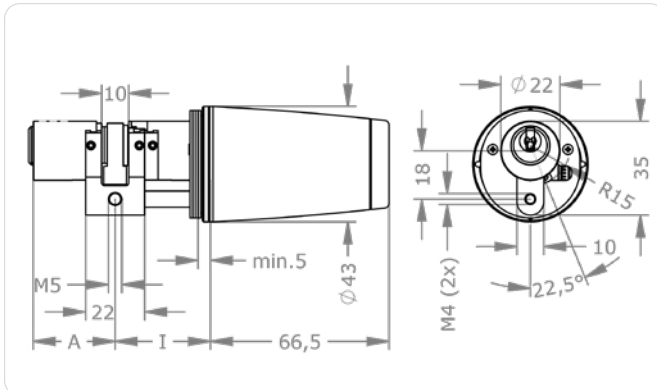
Standards and guidelines



Product description

The EMZY motorised cylinder locks doors automatically. The I/O box enables control via third-party systems. The cylinder is operated by a wall reader, a code keypad or directly with the integrated push button. On the opposite

side, it is locked or released with an authorised key. Examples of applications are entrance doors, doors to sensitive areas or doors that must be open or closed at certain time intervals.



Application examples



Server room

Sensitive areas are reliably secured by the automatic locking element.




Suppliers' entrance

An EMZY at the supplier entrance can be remotely actuated via a push-button.



Shared office

During office hours EMZY will keep the main entrance open. Afterwards, it locks automatically.




Medical practice

During surgery hours, the EMZY opens the entrance door and then locks it again automatically.

Technical information

System	EMZY/ICS
Cylinder length on the outside A in mm	31 36 41 + 5 mm
Cylinder length on the inside l in mm	31 36 41 + 5 mm
Finish	[NI] Nickel [NP] Polished Nickel [MP] Polished Brass [PS] Patinated Black [PB] Patinated Brown CR – Chrome
Thumbturn shape	EBT - EMZY Bluetooth
Thumbturn finish	K-NI – Nickel K-NP – Polished Nickel K-MP - Polished Brass K-PB - Patinated Brown K-PS - Patinated black K-CR - Chrome
cam	SEP – Euro profile SRP – Round profile BIF - Double cam Biffar® Z10 - Cogwheel Z10 Z18 Cogwheel Z18
Security feature options	BSZ - external key override SOS - SOS function
Button colour	SW – black WS – white
Additional certificate	SKG - certified according to SKG***
Accessories	Cable transition open Bolt contact, solid version Small magnetic reed contact Connection cable 10 m Terminal box Desktop power supply unit DIN rail power supply Timer Pin disassembly tool Bayonet disassembly tool
Compatible locks	Single-turn and multi-turn locks Mortise locks and surface mounted locks suitable for installing round profile cylinders
Security features	Encrypted data transmission AES encryption
Standards and guidelines	CE certified IP54 protection rating EN1634-2
Technical installation situation	Hardware-independent with minimum width of 40 mm Solid leaf or tubular frame doors Interior thumbturn Backset ≥ 35 mm with standard-compliant door installation according to ÖNORM B3850, DIN 1810
Power supply	Power supply unit 24 VDC, 60W Distance EMZY to power supply unit max. 20 m Connection with terminal box
Operating conditions	Ambient temperature –20°C to +70°C Humidity < 90 %, non-condensing IP 54 protection rating
Interfaces	Bluetooth 5.0 (BLE) RS485 Door contact Bolt contact Door button Operating mode switch
Signals	RGB LEDs for visual indication of locking/unlocking process, locking status, error status
Included components	EMZY motorised thumbturn cylinder Profile base disc 4 spacer discs Assembly instructions Important information

Versions




Cylinder length



Finish

Important options



Double cam Biffar®



Cogwheel cam

Ordering

Produktcode	Siehe Preisliste Elektronische Schließsysteme
-------------	---

ICS Scandinavian oval profile | SKA outside cylinder



Standards and guidelines

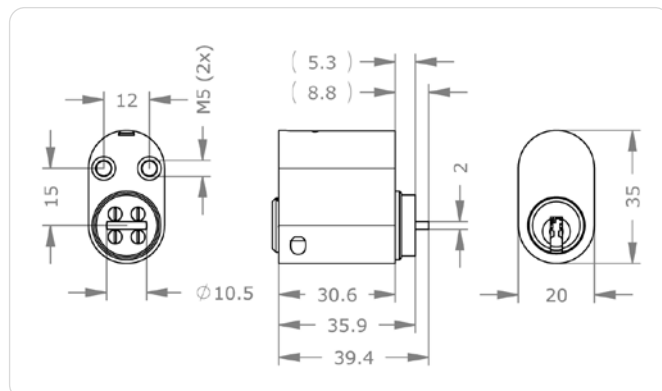


Product description

The ICS Scandinavian oval outside cylinder is suitable for use in outside and inside doors. The cylinder can be locked from one side using an authorised key. It is suitable for use with the Scandinavian oval

inside cylinder. Examples of applications are house, office, connecting doors, apartment entrance, tubular frame and security doors.

Technical information



Finish	NI – Nickel MS – Brass NP – Polished Nickel NPV – Nickel fully polished MP – Polished brass MPV – Brass fully polished ML – Brass lacquered CR – Chrome CP – Polished chrome CPV – Chrome fully polished PS – Patinated black PB – Patinated brown
Optional technical installation feature	SEW – Sea water protection SW-A – Dust and weather protection outside
Optional usage feature	TAF-A – Temporary Access Function outside TXT – Customer-specific text VAR – VARIO
Accessories	Spray FinLube
Security features	
Standards and guidelines	EN 1303:2015 160B0C6D SS 3522 Category 3
Technical installation situation	For mortise locks, configured for Scandinavian cylinders Cylinder for a higher security with higher security category, see outside and inside cylinder AZ37.SEC
Included components	Cylinder lock without screws

Application examples



Outside door, outer side
The cylinder is suitable for use on the outside of external doors featuring Scandinavian locks.



Inside door, outer side
The cylinder is suitable for use on the outside of internal doors featuring Scandinavian locks.

Ordering

Product code	M.IC.S.PZ.SKA.[length].[Finish].[Option]
Example	ICS Scandinavian oval profile outside cylinder, nickel finish and Temporary Access Function: M.IC.S.PZ.SKA.31.NI.TAF-A

ICS Scandinavian oval profile | SKI inside cylinder

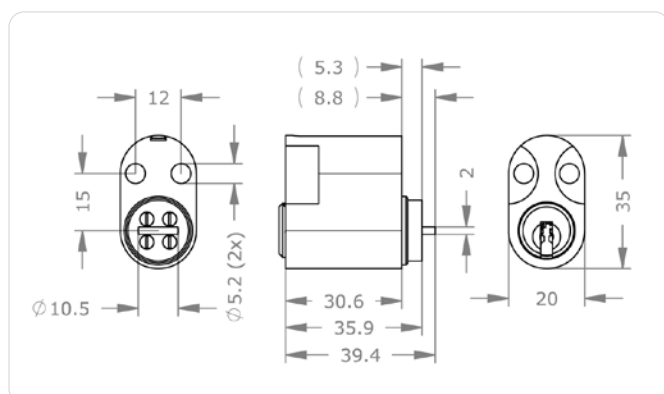


Product description

The ICS Scandinavian oval inside cylinder is suitable for outdoor and indoor use. The cylinder can be locked from one side using an authorised key. It is suitable for use with the Scandinavian oval

outside cylinder. Examples of applications are house, office, connecting doors, apartment entrance, tubular frame and security doors.

Technical information




Finish	NI – Nickel MS – Brass NP – Polished Nickel NPV – Nickel fully polished MP – Polished brass MPV – Brass fully polished ML – Brass lacquered CR – Chrome CP – Polished chrome CPV – Chrome fully polished PS – Patinated black PB – Patinated brown
Optional usage feature	TXT – Customer-specific text VAR – VARIO
Accessories	Spray FinLube
Standards and guidelines	Locking authorisation request on 5 tracks 13 spring-loaded locking elements Durable length profile Specially shaped locking elements as scanning protection, bump key protection and picking protection Hardened HSS steel pins in the cylinder plug as drilling protection Hardened steel ball 1st Tumbler made of hardened steel
Technical installation situation	For mortise locks, configured for Scandinavian cylinders Cylinder for a higher security with higher security category, see outside and inside cylinder IZ37-K.SEC
Included components	Cylinder with 2 M5x40 fixing screws

Application examples



Outer door inner side

The cylinder is suitable for use on the inside of external doors featuring Scandinavian locks.




Inside door, inner side

The cylinder is suitable for use on the inside of external doors featuring Scandinavian locks.

Ordering

Product code	M.IC.S.PZ.SKI.[length].[Finish].[Option]
Example	ICS Scandinavian oval profile inside cylinder, nickel finish: M.IC.S.PZ.SKI.31.NI

ICS Hybrid cylinder | Double cylinder Euro profile SY-MO DZ-S



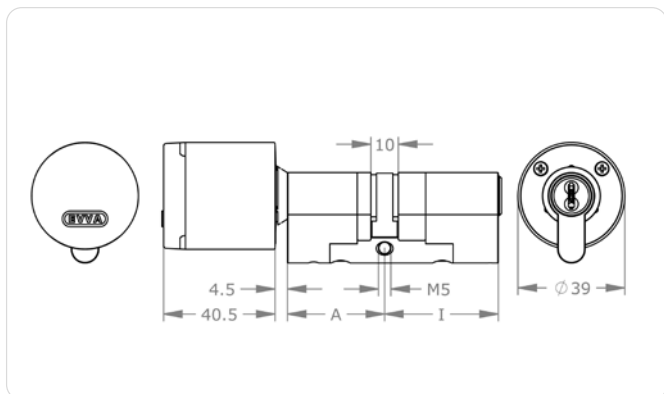
Standards and guidelines



Product description

The hybrid cylinder with access from both sides is the ideal solution for indoor and outdoor use in areas with the highest security requirements and is also suitable for

installation in fire doors.



Technical information

System	A/ICS – AirKey outside/ICS inside X/ICS – Xesar outside/ICS inside
Cylinder length on the outside A in mm	31 36 41 46 + 5 mm ... Standard: $A + I \leq 92$ mm, special lengths: $A + I \geq 97$ mm
Cylinder length on the inside I in mm	36 41 46 + 5 mm ... Standard: $A + I \leq 92$ mm, special lengths: $A + I \geq 97$ mm
Finish	NI – nickel NP – polished nickel MP – polished brass PB – brown patina PS – black patina
Further information	See product catalogue Xesar, AirKey

Application examples



Protection against burglary

The mechanical cylinder on the inside is protected against manipulation from the outside.



Combi key

One key locks mechanical and electronic systems.

Ordering

Product code See product catalogue Xesar, AirKey

ICS Hybrid cylinder | Double cylinder Round profile SY-MO RDZ-S



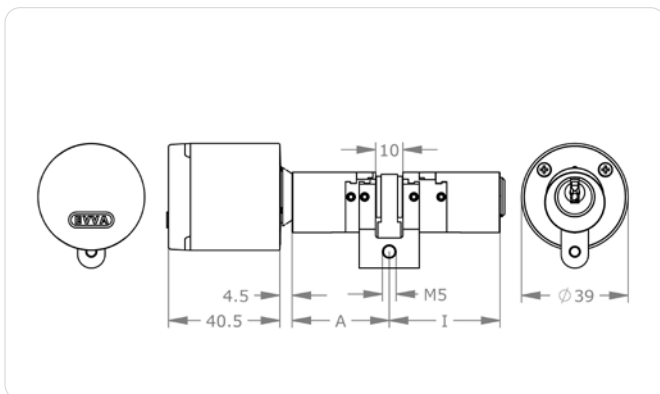
Standards and guidelines



Product description

The hybrid cylinder with access from both sides is the ideal solution for indoor and outdoor use in areas with the highest security requirements

and is also suitable for installation in fire doors.



Technical information

System	A/ICS – AirKey outside/ICS inside X/ICS – Xesar outside/ICS inside
Cylinder length on the outside A in mm	31 36 41 46 + 5 mm ... Standard: $A + I \leq 92$ mm, special lengths: $A + I \geq 97$ mm
Cylinder length on the inside I in mm	36 41 46 + 5 mm ... Standard: $A + I \leq 92$ mm, special lengths: $A + I \geq 97$ mm
Finish	NI – nickel NP – polished nickel MP – polished brass PB – brown patina PS – black patina
Further information	See product catalogue Xesar, AirKey

Application examples



Protection against burglary

The mechanical cylinder on the inside is protected against manipulation from the outside.



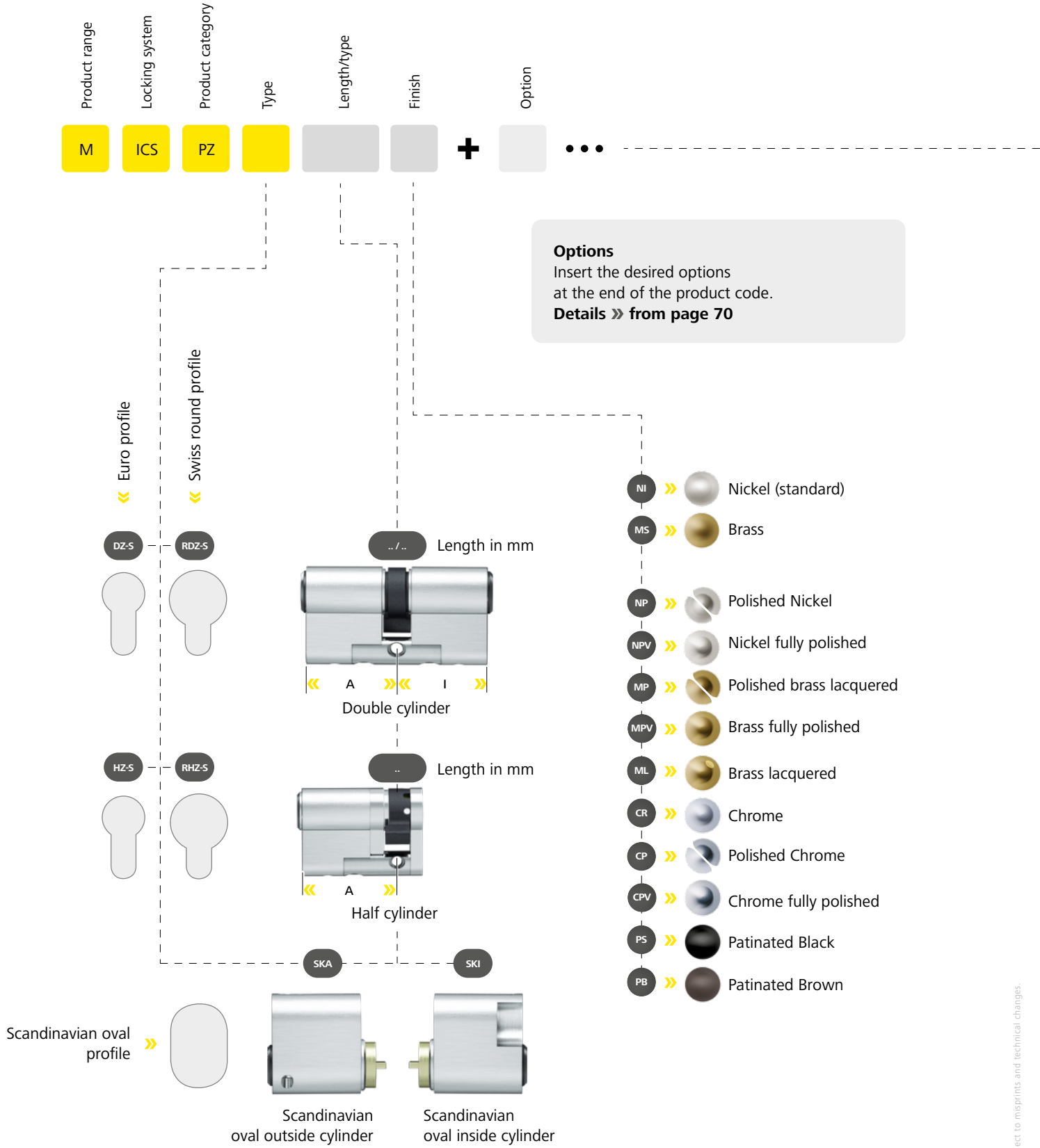
Combi key

One key locks mechanical and electronic systems.

Ordering

Product code	E.[A/System].PZ.DZ-S.[Cylinder length outside A/Cylinder length inside I].[Finish].[Technical installation situations].BSZ.[Option]
--------------	---

ICS profile cylinder | Versions



Cylinder illustrated with Euro profile
 Also available with round profile



Note on additional options A,I,B

- › A - Function only on the cylinder outside
- › I - Function only on the cylinder inside
- › B - Function on both sides

Availability of options depends on type

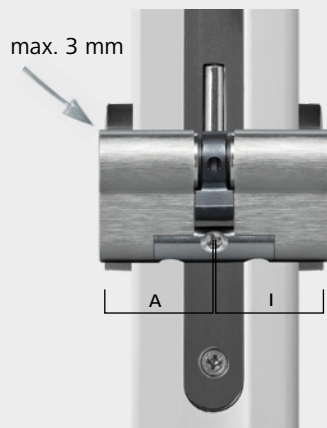
● Available:

	AS-A	BIF	BL-A	BL-I	BL-B	BSZ	FZG	KZ-A	KZ-I	KZ-B	NS-A	NS-I	NS-B	SEW	SKG2-A	SKG2-I	SKG2-B	SKG3-A	SKG3-I	SKG3-B	SW-A	SW-I	SW-B	TAF-A	USH	VAR	VDS	Z10	Z18	ZVS-A	ZVS-I	ZVS-B	
DZ-S	●	●	●	●	●	●	●	●	●	●	●	●	●	●	●	●	●	●	●	●	●	●	●	●	●	●	●	●	●	●	●	●	●
HZ-S		●	●				●	●			●			●	●			●				●				●	●	●	●	●			
RDZ-S			●	●	●	●	●				●	●	●	●	●	●	●					●	●	●		●	●		●	●			
RHZ-S			●				●				●			●	●							●				●			●	●			
SKA			●								●			●										●		●							
SKI				●								●		●												●							

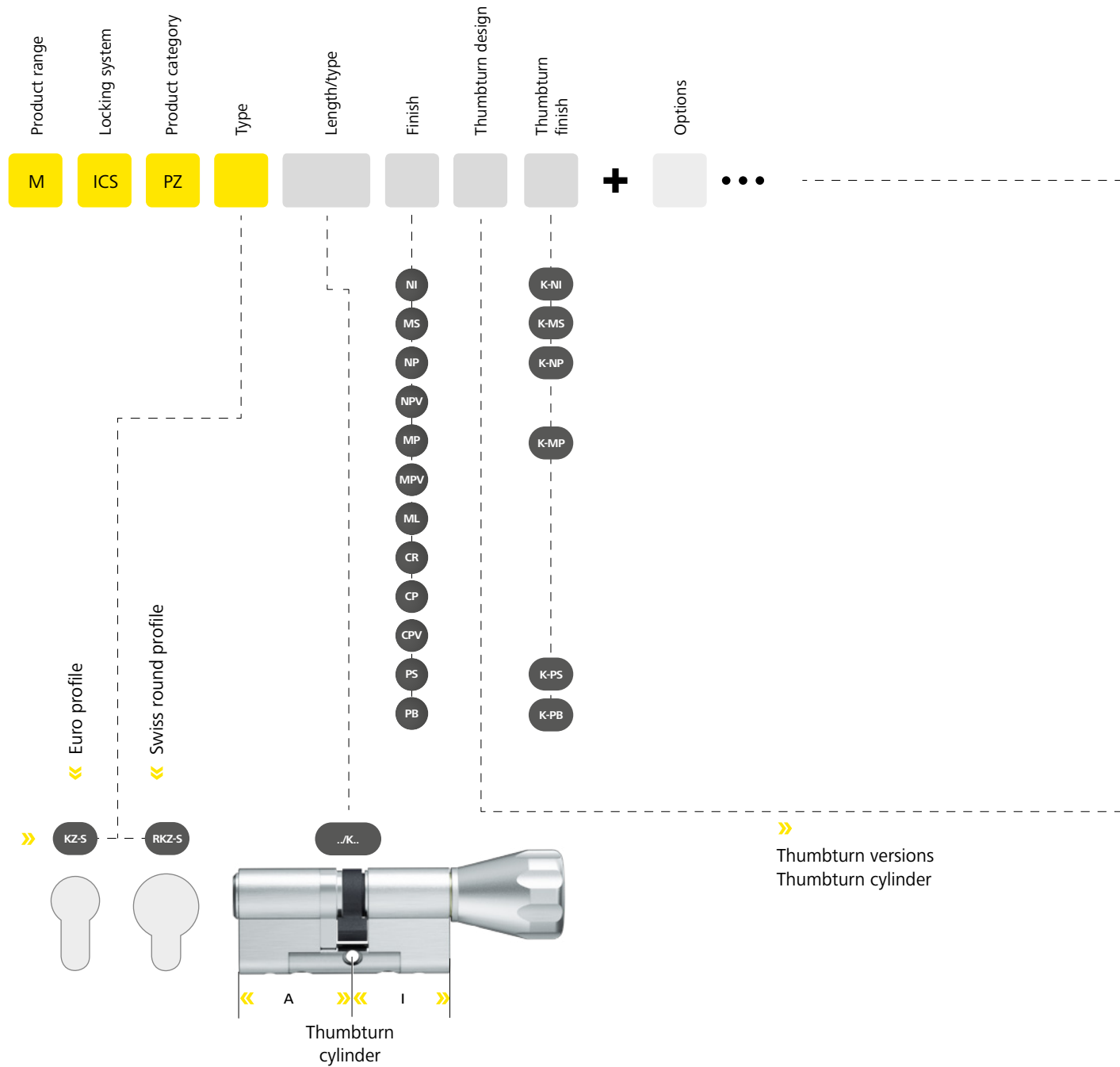


Correct cylinder lengths:

- › Cylinder lengths A or I are measured from the centre of the cylinder screw to the edge of the body.
- › The selected cylinder length must not protrude from the escutcheon by more than 3 mm.



ICS profile cylinder | Versions



Cylinder illustrated with Euro profile
 Also available with round profile



Note on additional options A,I,B

- › A - Function only on the cylinder outside
- › I - Function only on the cylinder inside
- › B - Function on both sides

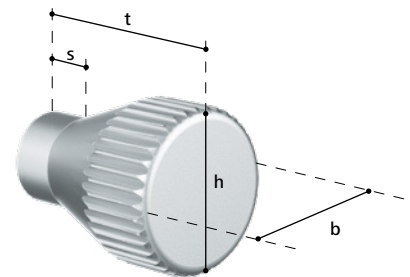
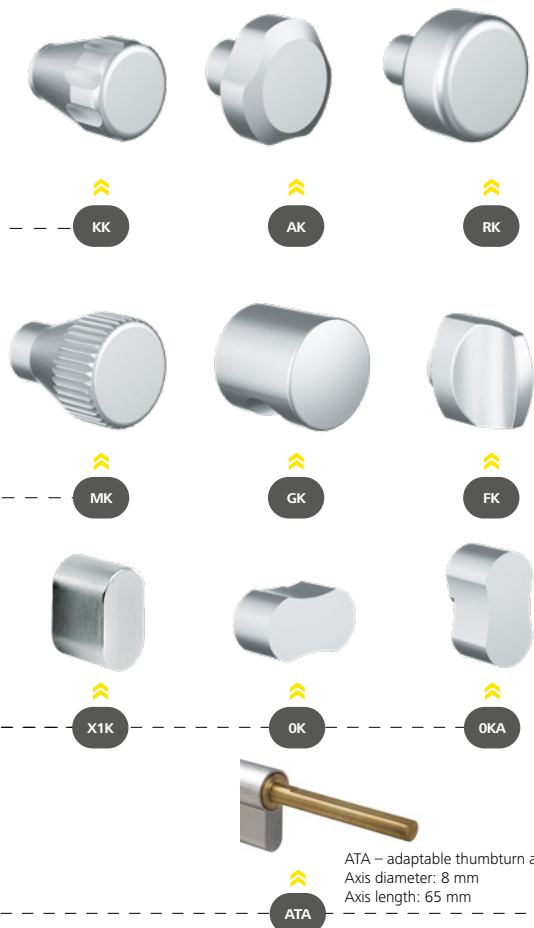
Availability of options depends on type

● Available:

KZ-S

RKZ-S

	AS-A	BIF	BL-A	CLA	KZ-A	NS-A	SEW	SKG2-A	SKG3-A	SOS	SW-A	TAF-A	VAR	VDS	Z10	Z18
KZ-S	●	●	●	●	●	●	●	●	●	●	●	●	●	●	●	●
RKZ-S		●			●	●	●		●	●		●		●	●	



Thumbturns made of basic material brass	t	h	b	s
KK - Cone thumbturn (standard)	35.5	28.0	28.0	2.5
AK - Allround thumbturn	30.5	36.0	36.0	12.5
RK - Round thumbturn	40.5	39.7	39.7	20.5
MK - Metal knurl thumbturn	40.5	30.0	30.0	9.5
GK - Recessed grip thumbturn	35.0	32.0	32.0	2.5
FK - Flat thumbturn	31.5	30.0	17.0	2.5
X1K - Oval thumbturn	22.0	31.6	17.7	2.0

Aluminum thumbturns	t	h	b	s
OK - Oval thumbturn aluminium	16.5	17.4	31.6	2.5
OKA - Oval thumbturn aluminium asymmetrical	16.5	31.6	17.4	2.5

Suitable options/accessories
› see next page



ICS profile cylinder | Options & Accessories

Illustrations and ordering examples are shown in deviating systems.

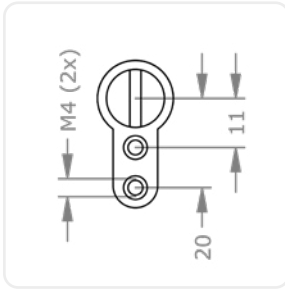


2GW

2GW[...] – Double rear fixing for HZ

2 threaded holes at the rear with M3, M4 or M5 for fastening half cylinders.

Variants	2GW3 – Double rear fixing M3 for HZ 2GW4 – Double rear fixing M4 for HZ 2GW5 – Double rear fixing M5 for HZ
Product code	2GW[...]
Ordering example for option	M.[System].PZ.HZ-S.31.NI.2GW4



2GW4



AS-A

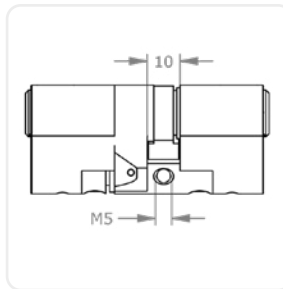
AS-A – Anti-Snap outer side

The cylinder breaks off at a defined breaking point during a break-in attempt. The attack is registered and the remaining cylinder is blocked and rendered unusable. Without a noisy milling machine, there is no way forward. For use with security escutcheons without cylinder cover.


Technical specifications	Anti-snap module made of hardened steel Outer side from 41 mm
Product code	AS-A
Ordering example for option	M.[System].PZ.DZ-S.41/31.NI.AS-A



Sample illustration



Sample illustration



BIF

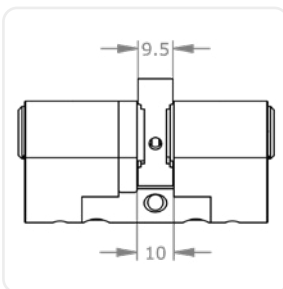
BIF – Double cam Biffar®

Cam with two teeth. For use in Biffar® doors.

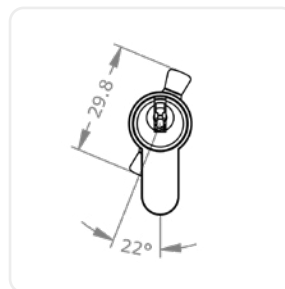
Product code	BIF
Ordering example for option	M.[System].PZ.DZ-S.31/31.NI.BIF



Sample illustration



Sample illustration




Sample illustration



BL[...] – blind cylinder

The blind cylinder side is made entirely of body material, it has no locking function and is not suitable for use on the attack side of burglary-resistant doors.

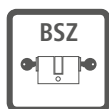
Variants	BL-A – blind outside BL-I – blind inside BL-B – blind both sides
Product code	BL-[...]]
Ordering example for option	M.[System].PZ.DZ-S.31/31.NI.BL-A



Sample illustration




Sample illustration



BSZ – External key override

Ideal in hazardous situations. Enables the cylinder lock to be unlocked even when an authorised key has been inserted on the opposite side. The system also prevents authorised users from accidentally locking themselves out with the key inserted on the other side.

Product code	BSZ
Ordering example for option	M.[System].PZ.DZ-S.31/31.NI.BSZ



CLA – Classroom function

For doors with thumbturn cylinders that must not be locked using the thumbturn. For instance, in classrooms. You can open the door from the inside using the thumbturn, but you can't lock it. The key on the outside features a priority function that can also operate the cylinder if the thumbturn on the inside has been locked.

Technical specifications	Adjustable for left/right doors
Product code	CLA
Ordering example for option	M.[System].PZ.KZ-S.31/K36.NI.CK.K-NI.CLA

ICS profile cylinder | Options & Accessories

Illustrations and ordering examples are shown in deviating systems.



FIN[...] – Spray FinLube

Multi-purpose spray to clean, lubricate and protect.

Variants 0088002458 – Finlube 100ml | 0088002431 – Finlube 300ml | 0088002423 – Finlube 500ml

Product code M.TE[0088002458, 0088002431, 0088002423]

Ordering example for accessories M.TE.0088002431



Sample illustration



FL1 – Free wheel function

The simple free-wheel function FL1 allows the cam to rotate freely when the key is removed without forced decoupling of the cam, as is required for FZG.

Product code FL1

Ordering example for option M.[System].PZ.DZ-S.31/31.NI.FL1




FZG – Free wheel function for gear locks

For gear locks with panic function if a free-wheel function is explicitly required by the lock manufacturer. Cylinder lock with 360 degree free-wheel cam when key is not inserted. Coupling engaged when the key tip is inserted.

Technical specifications Forced decoupling of the cam | tested in accordance with the PIV guidelines.

Product code FZG

Ordering example for option M.[System].PZ.DZ-S.31/31.NI.FZG




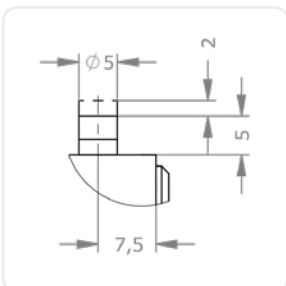
KS[...] – Contact pin

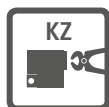
The cylinder has a contact pin for activating an external microswitch.

Variants KS-A – Contact pin outside | KS-I – Contact pin inside | KS-B – Contact pin both sides

Product code KS-A, KS-I, KS-B

Ordering example for option M.[System].PZ.DZ-S.31/31.NI.KS-A





KZ-[...] – Increased plug pulling and drilling protection

Enhanced plug pulling and drilling protection thanks to special carbide elements for doors with increased security risk. Examples are side entrances and other doors in difficult to see access situations.

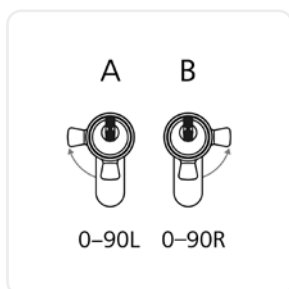
Variants	KZ-A – Increased plug pulling and drilling protection outside KZ-I – Increased plug pulling and drilling protection inside KZ-B – Increased plug pulling and drilling protection both sides
Technical specifications	Special carbide elements in plug and body Complies with VdS guidelines for mechanical locking cylinders 2156-1 for the attack methods of drilling and plug pulling
Product code	KZ-A, KZ-I, KZ-B
Ordering example for option	M.[System].PZ.DZ-S.31/31.NI.KZ-A



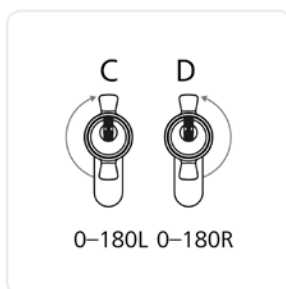
LW[...] – Free travel

For use in switches or locking elements where the cam cannot be turned 360°, but where the key should be withdrawn again. With free travel, the cam is not carried through the entire 360° of key movement, but only over a defined range.

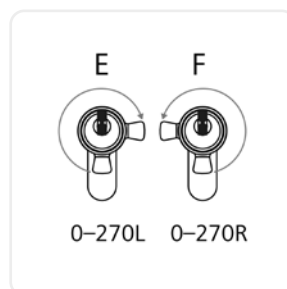
Variants	LWA – Cam Drive left 0°–90° LWB – Cam Drive right 0°–90° LWC – Cam Drive left 0°–180° LWD – Cam Drive right 0°–180° LWE – Cam Drive left 0°–270° LWF – Cam Drive right 0°–270° LWG – Cam Drive right/left 0°–90° LWH – Cam Drive right 45°– left 90° LWI – Cam Drive left 45°– right 90°
Product code	LWA, LWB, LWC, LWD, LWE, LWF, LWG, LWH, LWI
Ordering example for option	M.[System].PZ.HZ-S.31.NI.LWA



LWA, LWB



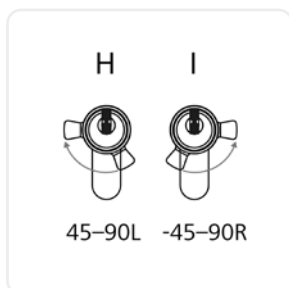
LWC, LWD



LWE, LWF



LWG



LWH, LWI

ICS profile cylinder | Options & Accessories

Illustrations and ordering examples are shown in deviating systems.



NS-[...] – Increased wear resistance

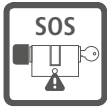
Through the use of special nickel silver alloy in the cylinder plug, the cylinder lock withstands increased stresses, such as those occurring in central cylinders in frequently locked house entrance doors.

Product code NS-A, NS-I, NS-B

Ordering example for option M.[System].PZ.DZ-S.31/31.NI.NS-A



Sample illustration




SOS – SOS function

The cylinder side to be operated using the key is provided with a priority function.

Product code SOS

Ordering example for option M.[System].PZ.KZ-S.31/K36.NI.KK.K-NI.SOS



SEW – Sea water protection

Corrosion-susceptible cylinder parts are supplied with a special surface treatment. For cylinders exposed to more severe environmental influences.

Product code SEW

Ordering example for option M.[System].PZ.DZ-S.31/36.NI.SEW




Sample illustration



SKG2-[...] – SKG ** certified

SKG-certified cylinder lock with increased resistance to destructive and covert opening techniques. For installation in high-risk security areas.



Variants	SKG2-A – SKG ** certified outside SKG2-I – SKG ** certified inside SKG2-B – SKG ** certified both sides
Product code	SKG2-A, SKG2-I, SKG2-B
Ordering example for option	M.[System].PZ.DZ.31/31.NI.SKG2-A



SKG3-[...] – SKG *** certified

SKG-certified cylinder lock with increased resistance to destructive and covert opening techniques. For installation in high-risk security areas.

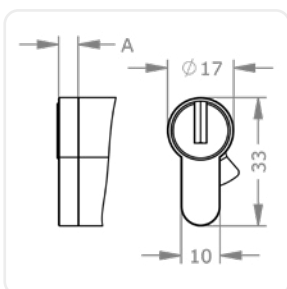
Variants	SKG3-A – SKG *** certified outside SKG3-I – SKG *** certified inside SKG3-B – SKG *** certified both sides
Product code	SKG3-A, SKG3-I, SKG3-B
Ordering example for option	M.[System].PZ.DZ-S.31/31.NI.SKG3-A



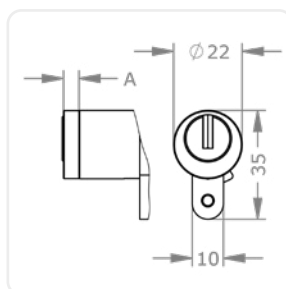
SW-[...] – Dust and weather cover

For applications in exposed locations and very dirty environments. Locking elements protect the keyway from contamination.

Technical specifications	FPS.PZ A=3,7 mm EPS.PZ A=3,7 mm ICS.PZ A=5,0 mm 4KS.PZ A=3,3 mm MCS.PZ A=5,2 mm
Product code	SW-A, SW-I, SW-B
Ordering example for option	M.[System].PZ.DZ-S.31/31.NI.SW-A



Sample illustration



Sample illustration

ICS profile cylinder | Options & Accessories

Illustrations and ordering examples are shown in deviating systems.



TAF-A – Temporary Access Function outside

A purely mechanical solution that regulates who can enter where and when. Pull out the priority key in "S position" to authorise a service key. Reset the cylinder to "I position" to once again deactivate this function. The standard key locks in both positions, but cannot change the locking authorisations - this is not available in the EP7 system.

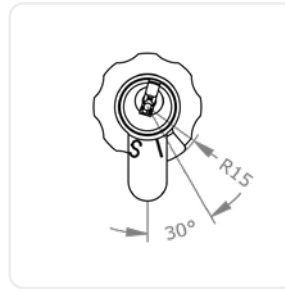
Product code	TAF-A
Ordering example for option	M.[System].PZ.KZ-S.31/K31.NI.KK.K-NI.TAF-A



Sample illustration



Sample illustration



TXT – Customer-specific text

Numbering according to customer requirements in addition to system number and key/cylinder number.

Product code	TXT
Ordering example for option	M.[System].PZ.DZ-S.31/31.NI.TXT



Sample illustration



VAR – VARIO

If you need to immediately restore security. If keys have been lost or stolen, VARIO-B keys are capable of reconfiguring the cylinder lock once so that lost or stolen keys are no longer operational.

Product code	VAR
Ordering example for option	M.[System].PZ.DZ-S.31/31.NI.VAR



Sample illustration



VDS – VdS certified

VdS-certified cylinder lock with increased resistance to destructive and covert opening techniques. For installation in high-risk security areas.

Product code	VDS
Ordering example for option	M.[System].PZ.DZ-S.31/31.NI.VDS



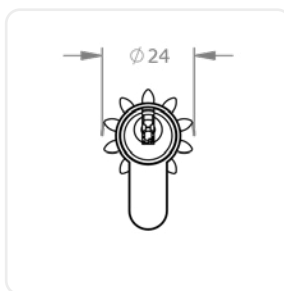
Z[...] – Cog wheel cam

These cylinder locks are designed for multi-point locks, bolt locks or special mortise locks that are operated via a geared ring or a toothed rack.

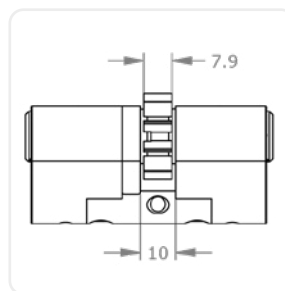
Variants	Z10 – Cog wheel cam Z10 Z14 – Cogwheel cam Z14 Z18 – Cogwheel cam Z18
Technical specifications	Diameter 24 mm, 10 teeth Diameter 30 mm, 18 teeth
Product code	Z10, Z18
Ordering example for option	M.[System].PZ.DZ-S.31/31.NI.Z10



Sample illustration Z10



Sample illustration Z10



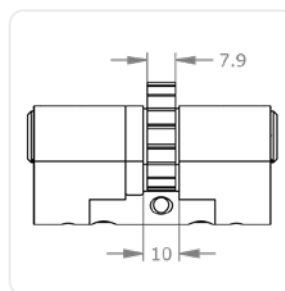
Sample illustration Z10



Sample illustration Z18



Sample illustration Z18



Sample illustration Z18

ICS profile cylinder | Options & Accessories

Illustrations and ordering examples are shown in deviating systems.



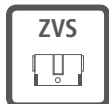
ZS[...] – Cylinder fixing screw

Cylinder fastening screw for mounting the profile cylinder in the mortise lock

Technical specifications M5 | Lengths in mm: 50, 60, 70, 80, 90, 100 | Countersunk head | PH2 drive

Product code ZS50, ZS60, ZS70, ZS80, ZS90, ZS100,

Ordering example for accessories M.ZU.ZS90




ZVS[...] – Reduced cylinder body

Cylinder lock with reduced body, e.g. for use in special metal frame doors with integrated protective escutcheon.

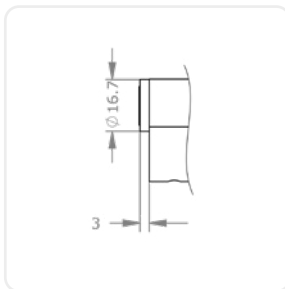
Variants ZVS-A – Reduced cylinder body outside | ZVS-I – Reduced cylinder body inside | ZVS-B – Reduced cylinder body both sides

Product code ZVS-A, ZVS-I, ZVS-B

Ordering example for option M.[System].PZ.DZ-S.31/31.NI.ZVS-A



Sample illustration





Padlock




Practical supplementary security devices

Tried and tested protection for numerous cellar sections.



Controlled access

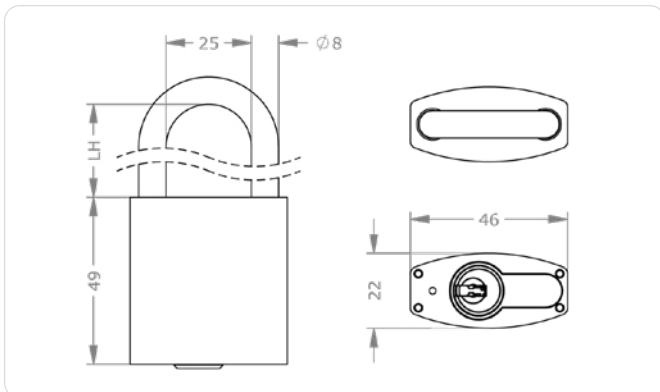
Reliable protection for exposed locations.



Hard-wearing

Optional protection against weather and mechanical attack.

ICS padlock | HM24-S



Product description

The ICS padlock HM24-S with hardened steel shackle is suitable for securing doors or objects that are equipped with hasps or eyelets. Examples of

applications are roller shutters, barrier systems, chain fastenings and barrier fences.

Technical information

Niro/steel shackle variant, clear height in mm	S17 S30 N30 N40 N50 N60 N70 N80 N90 N100 N120 N150 N180 N200
Finish	NI – Nickel
Optional security features	BS – Shackle protection
Optional technical installation feature	SW-A – Dust and weather protection outside
Optional usage feature	VAR – VARIO
Accessories	Spray FinLube
Security features	Locking authorisation request on 5 tracks 13 spring-loaded locking elements Durable length profile Specially shaped locking elements as scanning protection, bump key protection and picking protection Hardened HSS steel pins in the cylinder plug as drilling protection Hardened steel ball and 1st tumbler made of hardened steel as drilling protection
Included components	Padlock

Application examples



Cellar doors

Hasps and padlocks secure doors that do not have a lock, such as cellar doors.



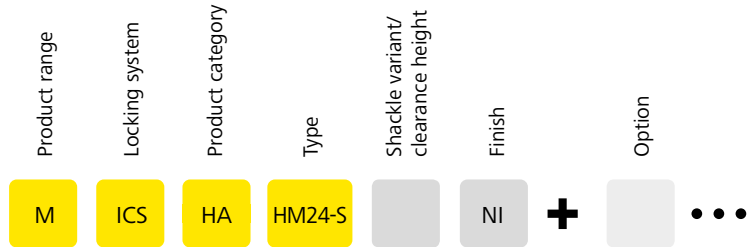
Barriers

Highly suitable for Protection against unauthorised opening and closing of barriers.


Ordering

Product code	M.IC.S.HA.HM24-S.[S/N clear height in mm]. [Finish].[Option]
Example	ICS padlock HM24-S, with stainless steel shackle, clearance height of 50 mm, nickel finish, with dust and weather protection: M.IC.S.HA.HM24-S-S.N50.NI.SW-A

Versions



Standard design
Clearance height 30 mm.
Either stainless steel or steel shackle.



	Steel shackle	Stainless steel shackle
S17	17 mm	-
S30	30 mm	-
N30	-	30 mm
N40	-	40 mm
N50	-	50 mm
N60	-	60 mm
N70	-	70 mm
N80	-	80 mm
N90	-	90 mm
N100	-	100 mm
N120	-	120 mm
N150	-	150 mm
N180	-	180 mm
N200	-	200 mm



ICS padlock | Options & Accessories

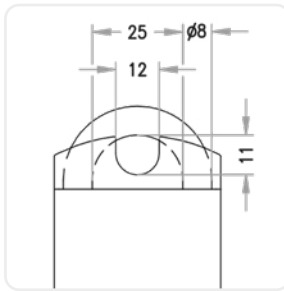
Illustrations and ordering examples are shown in deviating systems.



BS – Shackle protection

The shackle protection BS increases the security of the HM24-S to a maximum. The combination of shortened shackle made of hardened steel and surrounding shackle protection makes an attack with break-in tools (bolt cutters) extremely difficult.

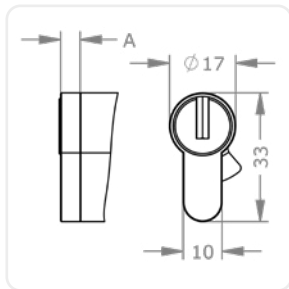
Technical specifications	Hardened steel short shackle
Product code	BS
Ordering example for option	M.[System].HA.HM24-S.S17.NI.BS



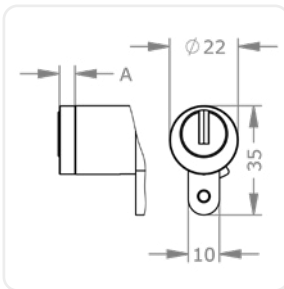
SW-[...] – Dust and weather cover

For applications in exposed locations and very dirty environments. Locking elements protect the keyway from contamination.

Technical specifications	FPS.PZ A=3,7 mm EPS.PZ A=3,7 mm ICS.PZ A=5,0 mm 4KS.PZ A=3,3 mm MCS.PZ A=5,2 mm
Product code	SW-A, SW-I, SW-B
Ordering example for option	M.[System].PZ.DZ-S.31/31.NI.SW-A



Sample illustration




Sample illustration



VAR – VARIO

If you need to immediately restore security. If keys have been lost or stolen, VARIO-B keys are capable of reconfiguring the cylinder lock once so that lost or stolen keys are no longer operational.


Product code	VAR
Ordering example for option	M.[System].PZ.DZ-S.31/31.NI.VAR



Sample illustration




Cam lock



Wide range
Cylinders available in numerous sizes and diameters.

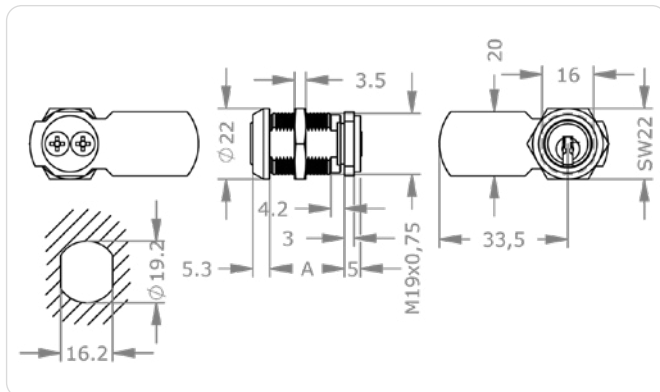


Locking direction can be selected
Depending on the installation position, the locking direction can be defined as required.



Many cams
Different types for versatile installation situations.

ICS cam lock | MB19



Product description

The ICS cam lock MB19 locks boxes and cabinets with a cam at the rear. It is suitable for a hole pattern larger than 19 mm, is flattened on the side and is fastened at the rear by a

flat nut. Application examples are key boxes and letter boxes, display cases and technical distribution cabinets.

Technical information

Cylinder length on the outside A in mm	23 28 33
Finish	NI – Nickel MS – Brass NP – Polished Nickel MP – Polished brass ML – Brass lacquered CR – Chrome CP – Polished chrome PS – Patinated black PB – Patinated brown
Optional technical installation feature	ST[...] – Locking direction A-H
Lever options	H[...] [A] – Cam for metal boxes and display cases HB[...] [A] – Cam for mail boxes
Optional usage feature	B01 – 2 key extracting positions 0°, 90° B03 – 2 key extracting positions 0°, -90°
Accessories	Spray FinLube
Security features	Locking authorisation request on up to 5 tracks with spring-loaded locking elements Durable length profile Specially shaped locking pins as scanning protection and picking protection Hardened HSS steel pins in the cylinder plug as drilling protection
Technical installation situation	Hole pattern larger than 19 mm flattened on the side rear mounted with a flat nut locking cam according to dimensional drawing for use in key cabinets, mailboxes as well as other metal sheet cabinets
Included components	Cylinder assembled with fastening nut and standard cam H7233 or optional cam

Application examples



Securely informed

Can be used in message boxes and can also be integrated into a master key system.

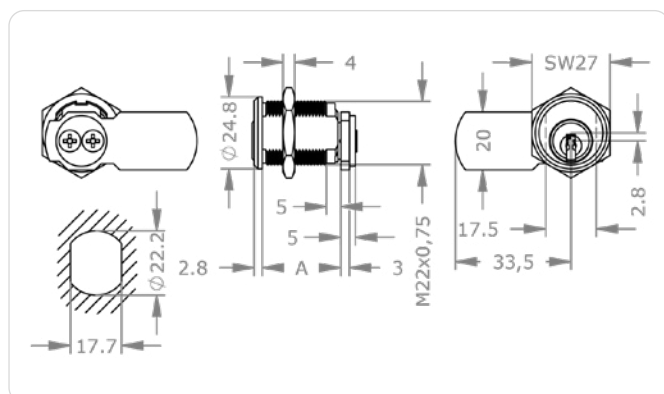
One for all:

Use only one key to lock the apartment entrance door and the mailbox. This cam lock makes it possible.

Ordering

Product code	M.IC.S.HB.MB19.[Outside cylinder length A in mm].[Finish].[Option]
Example	ICS cam lock, 19 mm diameter, nickel finish, length 23 mm, 2 key extracting positions at the bottom and left: M.IC.S.HB.MB19.23.NI.B01

ICS cam lock | MB22



Application examples



Distribution cabinets

Thanks to the cam lock you can even integrate technical distribution cabinets into the master key system.

Product description

The ICS cam lock MB22 locks boxes and cabinets with a cam at the rear. It is suitable for a hole pattern larger than 22 mm, is flattened on the side and fastened at the rear by a

flat nut. Application examples are key boxes and letter boxes, display cabinets and technical distribution cabinets.

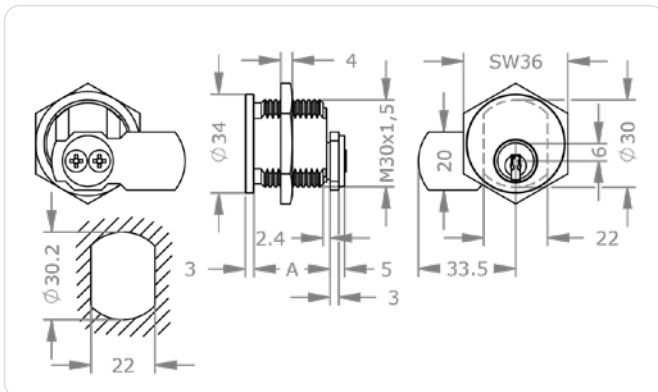
Technical information

Cylinder length on the outside A in mm	27 32 37
Finish	NI – Nickel MS – Brass NP – Polished Nickel MP – Polished brass ML – Brass lacquered CR – Chrome CP – Polished chrome PS – Patinated black PB – Patinated brown
Optional technical installation feature	GKGT – Door knob 38 mm for glass doors GTA[...] – Glass door plate wide GTB[...] – Glass door plate high SR22 – Dust and weather protection cover ST[...] – Locking direction A-H
Lever options	H[...]A] – Cam for metal boxes and display cases HB[...]A] – Cam for mail boxes
Optional usage feature	B01 – 2 key extracting positions 0°, 90° B03 – 2 key extracting positions 0°, -90°
Accessories	Spray FinLube Door knob 38 mm for glass and furniture doors
Security features	Locking authorisation request on up to 5 tracks with spring-loaded locking elements Durable length profile Specially shaped locking pins as scanning protection and picking protection Hardened HSS steel pins in the cylinder plug as drilling protection
Technical installation situation	Hole pattern larger than 22 mm flattened on the side rear mounted with a flat nut locking cam according to dimensional drawing for use in key boxes, mailboxes and other sheet metal cabinets
Included components	Cylinder assembled with fastening nut and standard cam H7233 or optional cam

Ordering

Product code	M.IC.S.HB.MB22.[Outside cylinder length A in mm].[Finish].[Option]
Example	ICS cam lock 22 mm diameter, nickel finish, length 27 mm, 2 key extracting positions at the bottom and left: M.IC.S.HB.MB22.27.NI.B01

ICS cam lock | MB30



Product description

The ICS cam lock MB30 locks boxes and cabinets with a cam at the rear. It fits a hole pattern larger than 30 mm, is flattened on the side and is fastened at the rear by a flat nut. Application examples are key boxes and letter boxes, display cabinets and technical distribution cabinets.

Technical information

Cylinder length on the outside A in mm	26 31 36
Finish	NI – Nickel MS – Brass NP – Polished Nickel MP – Polished brass ML – Brass lacquered CR – Chrome CP – Polished chrome PS – Patinated black PB – Patinated brown
Optional technical installation feature	ST[...] – Locking direction A-H Z18 – Cogwheel cam Z18
Lever options	H[...] [A] – Cam for metal boxes and display cases HB[...] [A] – Cam for mail boxes
Optional usage feature	B01 – 2 key extracting positions 0°, 90° B03 – 2 key extracting positions 0°, -90°
Accessories	Spray FinLube
Security features	Locking authorisation request on up to 5 tracks Up to 13 spring-loaded locking elements Durable length profile Specially shaped locking pins as scanning protection and picking protection Hardened HSS steel pins in the cylinder plug as drilling protection
Technical installation situation	Hole pattern larger than 30 mm flattened on the side rear mounted with a flat nut locking cam according to dimensional drawing for use in key boxes, mailboxes and other sheet metal cabinets
Included components	Cylinder assembled with fastening nut and standard cam H7233 or optional cam

Application examples



Distribution cabinets

Thanks to the cam lock you can even integrate technical distribution cabinets into the master key system.

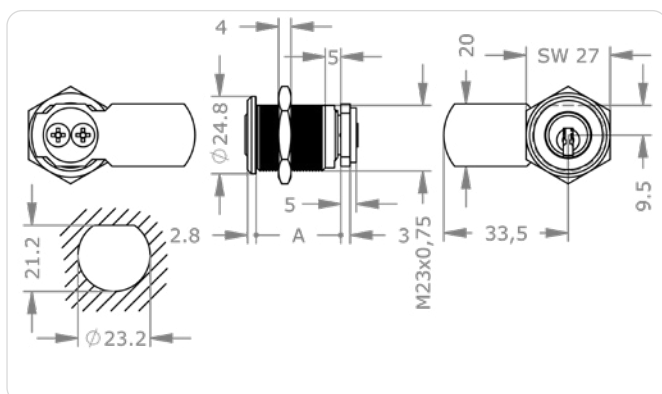
Forced lock-out

Combine the cam lock with a cogwheel cam and you can control the issue of keys.

Ordering

Product code	M.IC.S.HB.MB30.[Outside cylinder length A in mm].[Finish].[Option]
Example	ICS cam lock, 30 mm diameter, nickel finish, length 26 mm, 2 key extracting positions at the bottom and left: M.IC.S.HB.MB30.26.NI.B01

ICS cam lock | MB23MB



Product description

The ICS cam lock MB23MB locks boxes and cabinets with a cam at the rear. It fits a hole pattern larger than 23 mm, is flattened at the top and fastened at the back with a

flat nut. Application examples are key boxes and letter boxes, display cabinets and technical distribution cabinets.

Technical information

Cylinder length on the outside A in mm	27
Finish	NI – Nickel MS – Brass NP – Polished Nickel MP – Polished brass ML – Brass lacquered CR – Chrome CP – Polished chrome PS – Patinated black PB – Patinated brown
Optional technical installation feature	ST[...] – Locking direction A-H
Lever options	H[...]A] – Cam for metal boxes and display cases HB[...]A] – Cam for mail boxes
Optional usage feature	B01 – 2 key extracting positions 0°, 90° B03 – 2 key extracting positions 0°, -90°
Accessories	Spray FinLube
Security features	Locking authorisation request on up to 5 tracks with spring-loaded locking elements Durable length profile Specially shaped locking pins as scanning protection and picking protection Hardened HSS steel pins in the cylinder plug as drilling protection
Technical installation situation	Hole pattern larger than 23 mm, flat at the top Rear mounted with a flat nut Locking cam according to dimensional drawing for use in key boxes, mailboxes and other sheet metal cabinets
Included components	Cylinder assembled with fastening nut and standard cam H7233 or optional cam

Application examples



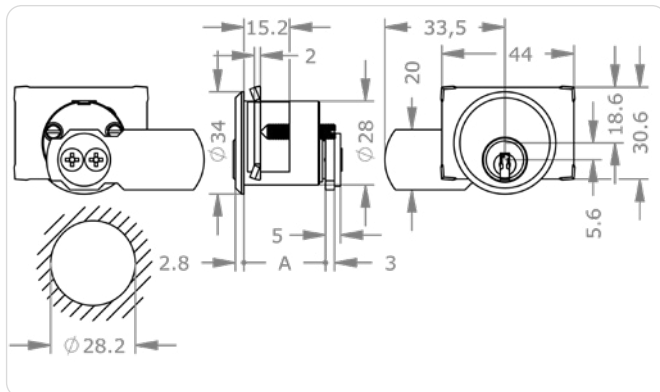
Keys well guarded

Access to the key guard control unit is securely blocked with this cylinder.

Ordering

Product code	M.IC.S.HB.MB23MB.[Outside cylinder length A in mm].[Finish].[Option]
Example	ICS cam lock, 23 mm diameter, centred plug, nickel finish, 2 key extracting positions at the bottom and left: M.IC.S.HB.MB23MB.27.NI.B01

ICS cam lock | MB28ZB



Product description

The ICS cam lock MB28ZB locks emergency key boxes and house mailbox systems with a cam on the rear. It fits a hole pattern larger than 28 mm and is fastened at the rear with a

fixing plate and threaded pins. Further application examples are letter boxes and technical distribution cabinets.

Technical information

Cylinder length on the outside A in mm	27
Finish	NI – Nickel MS – Brass NP – Polished Nickel MP – Polished brass ML – Brass lacquered CR – Chrome CP – Polished chrome PS – Patinated black PB – Patinated brown
Optional technical installation feature	R050 – Escutcheon 50 mm ST[...] – Locking direction A-H SW-A – Dust and weather protection outside
Lever options	H[...]A] – Cam for metal boxes and display cases HB[...]A] – Cam for mail boxes
Optional usage feature	B01 – 2 key extracting positions 0°, 90° B03 – 2 key extracting positions 0°, -90°
Accessories	Spray FinLube
Security features	Locking authorisation request on up to 5 tracks Up to 13 spring-loaded locking elements Durable length profile Specially shaped locking pins as scanning protection and picking protection Hardened HSS steel pins in the cylinder plug as drilling protection
Technical installation situation	For use in key and mailboxes and other metal cabinets
Included components	Cylinder lock with assembled fixing plate and standard cam H7233 or optional cam

Application examples



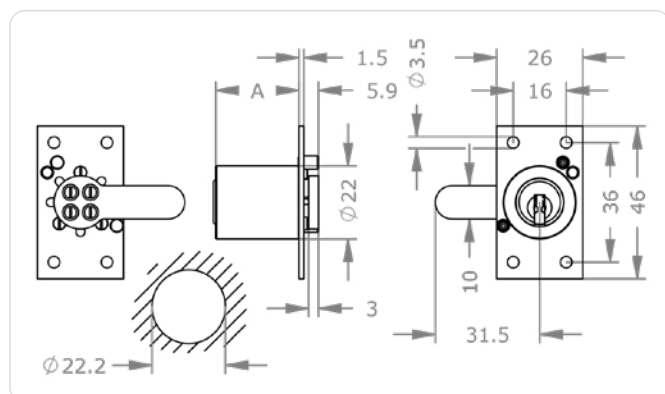
One for all:c

Use only one key to lock the apartment entrance door and the mailbox. This cam lock makes it possible.

Ordering

Product code	M.IC.S.HB.MB28ZB.[Outside cylinder length A in mm].[Finish].[Option]
Example	ICS cam lock 28 mm diameter, nickel finish, 2 key extracting positions at the bottom and left: M.IC.S.HB.MB28ZB.27.NI.B01

ICS cam lock | MR22R



Application examples



Secure without a lock

This cam lock replaces a furniture lock and locks all types of furniture doors.

Product description

The ICS cam lock MR22R locks boxes and cabinets with a cam at the rear. It fits a hole pattern larger than 22 mm and is fastened at the rear by a fixing

plate. Examples of applications are display cabinets and wooden furniture.

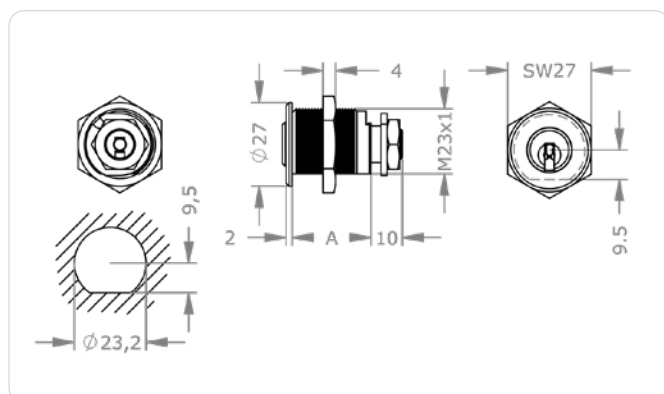
Technical information

Cylinder length on the outside A in mm	25 30 35 40 45 50 60 70
Finish	NI – Nickel MS – Brass NP – Polished Nickel NPV – Nickel fully polished MP – Polished brass MPV – Brass fully polished ML – Brass lacquered CR – Chrome CP – Polished chrome CPV – Chrome fully polished PS – Patinated black PB – Patinated brown
Optional usage feature	B01 – 2 key extracting positions 0°, 90° B03 – 2 key extracting positions 0°, -90°
Accessories	Spray FinLube
Security features	Locking authorisation request on up to 5 tracks with spring-loaded locking elements Durable length profile Specially shaped locking pins as scanning protection and picking protection Hardened HSS steel pins in the cylinder plug as drilling protection
Technical installation situation	Hole pattern larger than 22 mm rear mounted with a fastening plate locking cam according to dimensional drawing for use in showcases, furniture doors and other wooden boxes
Included components	Cam lock with mounted rectangular fixing plate

Ordering

Product code	M.IC.S.HB.MR22R.[Outside cylinder length A in mm].[Finish].[Option]
Example	ICS cam lock, 22 mm diameter, with fixing plate, nickel finish, length 25 mm, 2 key extracting positions at the bottom and left: M.IC.S.HB.MR22R.25.NI.B01

ICS cam lock | MB23CH



Product description

The ICS cam lock MB23CH locks boxes and display cabinets. It is equipped with a mount on the back for KABA® cam, suitable for letter boxes. It fits a hole pattern larger than 23 mm, is flattened on the side

and is fastened at the rear by a flat nut. Application examples are key boxes and letter boxes, display cabinets and technical distribution cabinets.

Technical information

Cylinder length on the outside A in mm	25 30
Finish	NI – Nickel MS – Brass NP – Polished Nickel MP – Polished brass ML – Brass lacquered CR – Chrome CP – Polished chrome PS – Patinated black PB – Patinated brown
Optional technical installation feature	ST[...] – Locking direction A-H
Optional usage feature	B01 – 2 key extracting positions 0°, 90° B03 – 2 key extracting positions 0°, -90°
Accessories	Spray FinLube
Security features	Locking authorisation request on up to 5 tracks with spring-loaded locking elements Durable length profile Specially shaped locking pins as scanning protection and picking protection Hardened HSS steel pins in the cylinder plug as drilling protection
Technical installation situation	Hole pattern larger than 23 mm flattened on the underside rear mounted with a flat nut for use in mailboxes and other sheet metal cabinets
Included components	Cylinder lock with fastening nuts for cylinder and cam, also without cam, third-party cam on customer request

Application examples



Well integrated

This cam lock can also be used to integrate letterboxes from Swiss manufacturers into the master key system.

Ordering

Product code	M.IC.S.HB.MB23CH.[Outside cylinder length A in mm].[Finish].[Option]
Example	ICS cam lock, 23 mm diameter, nickel finish, length 25 mm, 2 key extracting positions at the bottom and left: M.IC.S.HB.MB23CH.25.NI.B01

ICS coin operated lock cylinder | DPM25



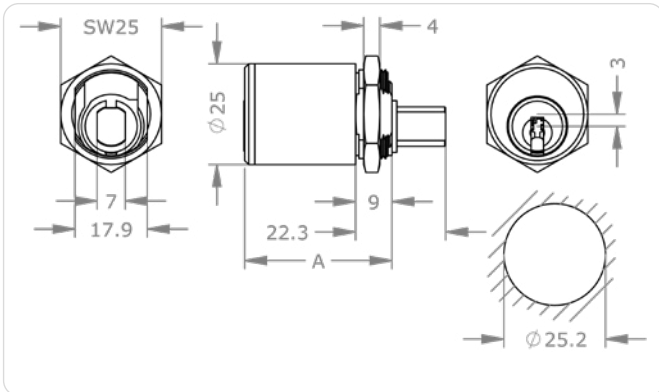
Product description

The ICS cam cylinder DPM25 locks coin operated locks with a laterally flattened plug end. It fits a hole pattern larger than 25 mm, is flattened on the side

and is secured in the lock by a flat nut. Application examples are coin operated locks.

Technical information

Cylinder length on the outside A in mm	37
Finish	NI – Nickel MS – Brass NP – Polished Nickel MP – Polished brass ML – Brass lacquered CR – Chrome CP – Polished chrome PS – Patinated black PB – Patinated brown
Optional technical installation feature	DPM[...] – Coin operated lock Depomat® LI – Left RE – Right
Accessories	Spray FinLube
Security features	Locking authorisation request on up to 5 tracks with spring-loaded locking elements Durable length profile Specially shaped locking pins as scanning protection and picking protection Hardened HSS steel pins in the cylinder plug as drilling protection
Technical installation situation	In combination with a Depomat coin operated lock
Included components	Coin operated lock cylinder



Application examples



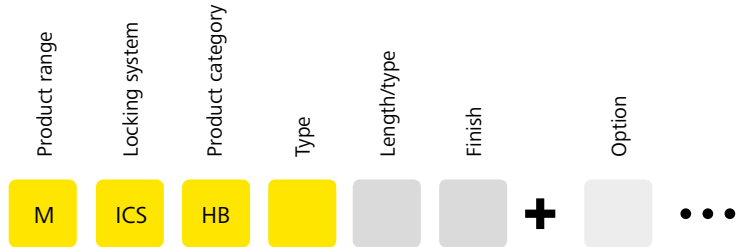
Coin in and secure

The coin operated lock cylinder makes it easy to lock lockers in cloakroom systems.

Ordering

Product code	M.IC.S.HB.DPM25.[Outside cylinder length A in mm].[Option]
Example	ICS coin operated lock cylinder diameter 25 mm, nickel finish on right-hand side: M.IC.S.HB.DPM25.NI.RE

ICS cam lock | Versions



Hole pattern

Hole pattern	Image	Type	Length/type	Finish
19 mm		MB19	23 28 33	
22 mm		MB22	27 32 37	
30 mm		MB30	26 31 36	
23 mm		MB23MB	27	
28 mm		MB28ZB	27	
22 mm		MR22R	25 30 35 40 45 50 60 70	
22 mm		MB22K	27 32 37	
23 mm		MB23CH	25 30	
25 mm		DPM25	37	

EVVA cam range
 > The EVVA cam range from page 98 matches these cylinders

Suitable for key boxes and letter boxes,
 >> display cases and technical distribution cabinets.

Suitable for emergency key boxes,
 >> house mailbox systems, letter boxes and technical distribution cabinets.

>> Suitable for display cabinets and wooden furniture

>> Fits lockers and sheet metal cabinets

Suitable for key boxes,
 >> Swiss mailboxes, display cases and technical distribution cabinets.

>> Suitable for coin operated locks.

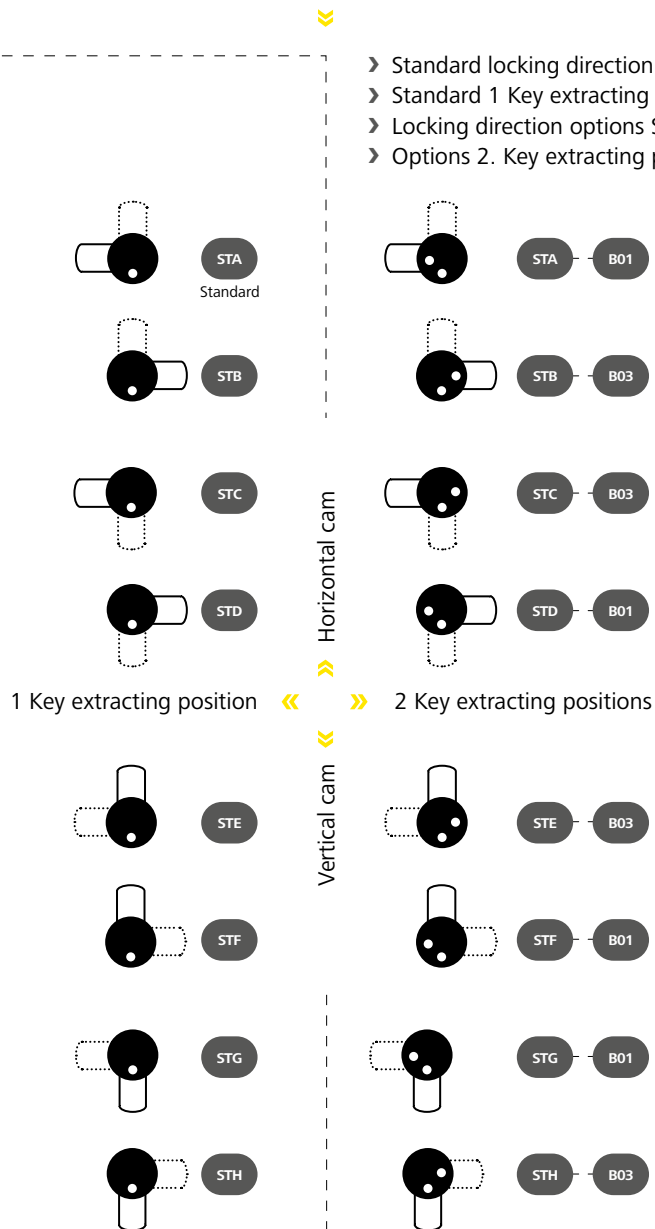


Matching options

> see next page

Locking direction &
Key extracting positions


- NI >> Nickel (standard)
- MS >> Brass
- NP >> Polished Nickel
- NPV >> Nickel fully polished
- MP >> Polished brass lacquered
- MPV >> Brass fully polished
- ML >> Brass lacquered
- CR >> Chrome
- CP >> Polished Chrome
- CPV >> Chrome fully polished
- PS >> Patinated Black
- PB >> Patinated Brown



- > Standard locking direction STA
- > Standard 1 Key extracting positions
- > Locking direction options STB–STH
- > Options 2. Key extracting position

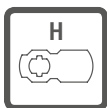
Example

- > STF locking direction with vertical cam and 2 key extracting position in open state B01

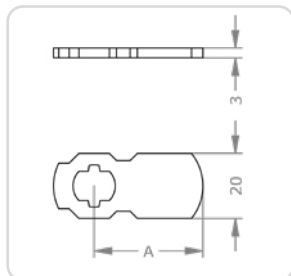


ICS cam lock | Options

Illustrations and ordering examples are shown in deviating systems.

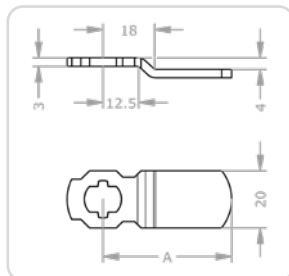


Horizontal EVVA locking cams for sheet metal panel boxes and display cabinets.



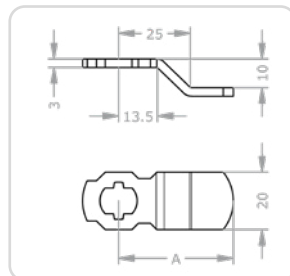
H72[A]

Cam length A in mm:
18 | 26 | 27 | 33 | 37 | 40 | +5 ... | 85



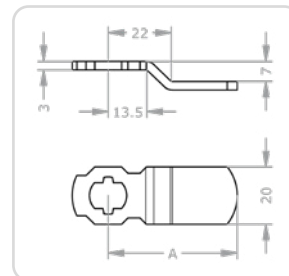
H87[A]

Cam length A in mm:
33 | 40 | 45 | 65



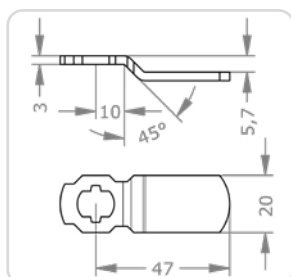
H92[A]

Cam length A in mm:
41 | 48 | 52



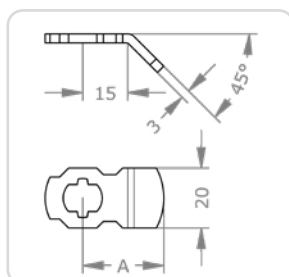
H95[A]

Cam length A in mm:
45 | 50



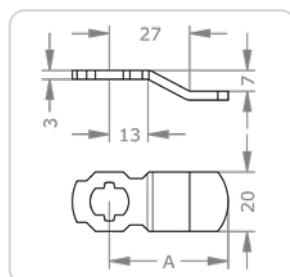
H98[A]

Cam length in mm:
47



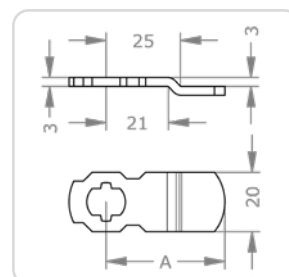
H89[A]

Cam length A in mm:
27



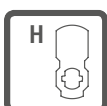
H91[A]

Cam length A in mm:
39 | 59 | 65

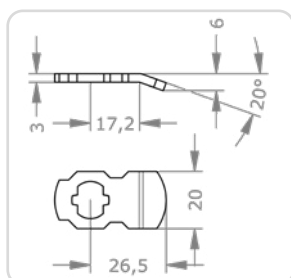


H97[A]

Cam length A in mm:
33 | 37 | 40 | 45 | 50 | 55 | 70

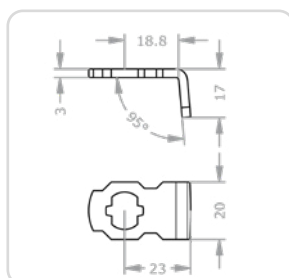


Vertical EVVA locking cams for sheet metal panel boxes and display cabinets.



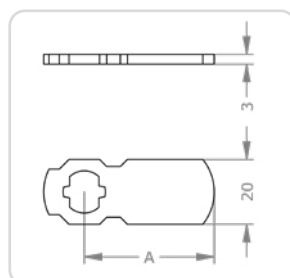
H6326

Cam length in mm:
26



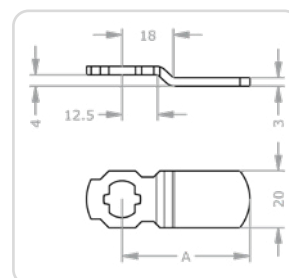
H6423

Cam length in mm:
23



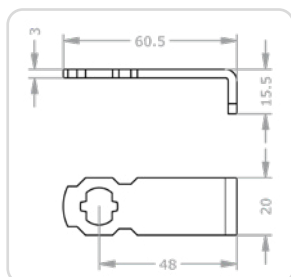
H73[A]

Cam length A in mm:
26 | 33 | 36 | 40 | +5 ... | 80



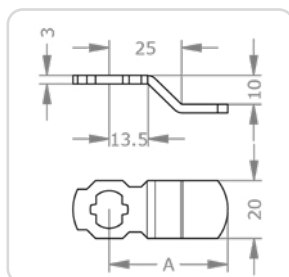
H88[A]

Cam length A in mm:
45 | 65



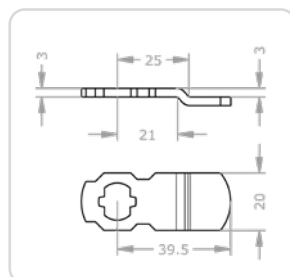
H9048

Cam length in mm:
48



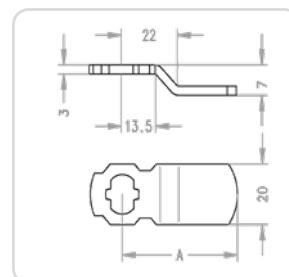
H94[A]

Cam length A in mm:
33 | 41 | 59



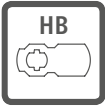
H9939

Cam length in mm:
39

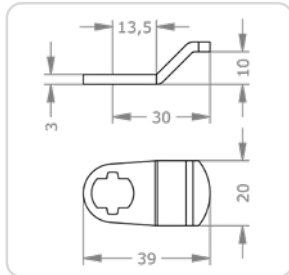


H96[A]

Cam length A in mm:
33 | 45 | 50

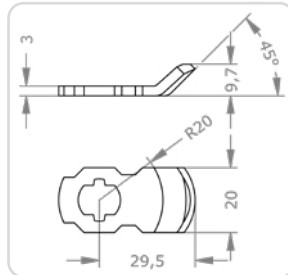


Horizontal EVVA locking cams for post boxes and other potential applications.



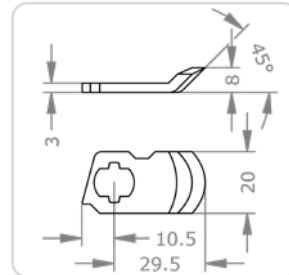
HB0230

Cam length in mm:
30



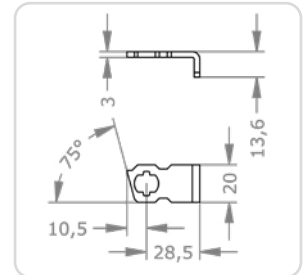
HB0329

Cam length in mm:
29



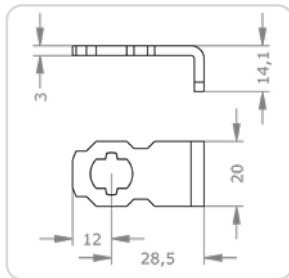
HB0429

Cam length in mm:
29



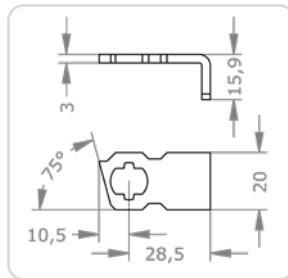
HB0628

Cam length in mm:
28



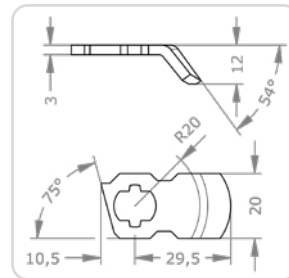
HB0728

Cam length in mm:
28



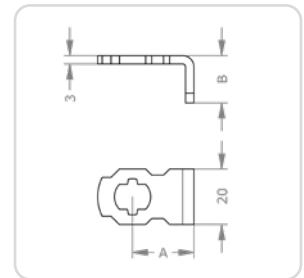
HB0828

Cam length in mm:
28



HB1029

Cam length in mm:
29



HB[A][B]

Cam length [A][B] in mm:
[22][14] | [22][17] | [22][22] |
[28][17] | [28][22]

ICS cam lock | Options

Illustrations and ordering examples are shown in deviating systems.



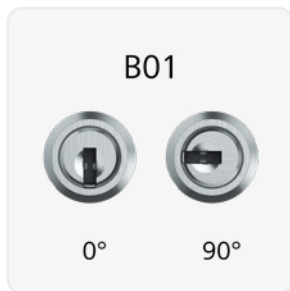
B[...] – 2 key extracting positions

Allows a key to be removed in a second key extracting position other than the insertion position.


Variants B01 – 2 key extracting positions 0°, 90° | B02 – 2 key extracting positions 0°, 180° | B03 – 2 key extracting positions 0°, -90° | B12 – 2 key extracting positions 90°, 180° | B13 – 2 key extracting positions 90°, -90° | B23 – 2 key extracting positions 180°, -90°

Product code B01, B02, B03, B12, B13, B23

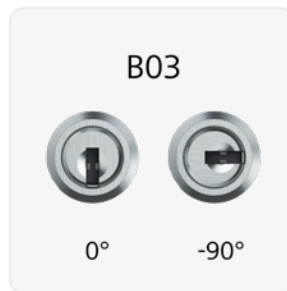
Ordering example for option M.[System].HB.MB19.23.NI.B01



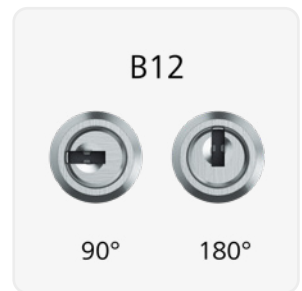
Sample illustration



Sample illustration




Sample illustration



Sample illustration



Sample illustration



Sample illustration



DPM[...] – Coin operated lock Depomat®

Coin operated lock suitable for 1-euro deposit insertion for left and right locker and cloakroom doors.

Variants DPMLI1E – Depomat® DPM80 left 1 EUR | DPMRE1E – Depomat® DPM80 right 1 EUR

Technical specifications Lock case made of weatherproof plastic | galvanised steel lock bolt | coin return integrated in the lock

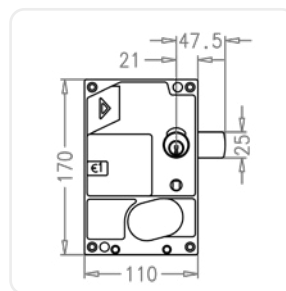
Product code DPMLI1E, DPMRE1E

Ordering example for option M.[System].HB.DPM25.39.NI.DPMLI1E

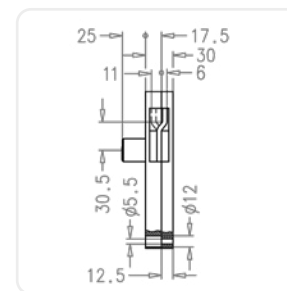
Ordering example for accessories M.ZU.DPMLI1E



Sample illustration DPMLI1E



DPMLI1E



DPMLI1E



FIN[...] – Spray FinLube

Multi-purpose spray to clean, lubricate and protect.

Variants 0088002458 – Finlube 100ml | 0088002431 – Finlube 300ml | 0088002423 – Finlube 500ml

Product code M.TE[0088002458, 0088002431, 0088002423]

Ordering example for accessories M.TE.0088002431



Sample illustration



GKGT – Door knob 38 mm for glass doors

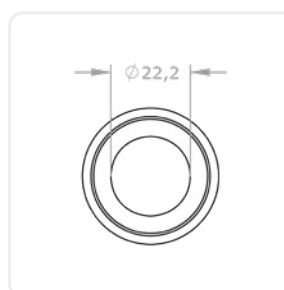
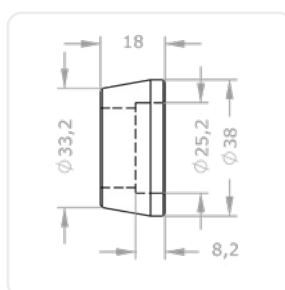

For use in glass showcases and glass door cabinets in combination with a cam locks.

Technical specifications Height 18 mm, conical diameter 38 to 33 mm | Base material nickel plated brass

Product code GKGT

Ordering example for option M.[System].HB.MB22.27.NI.GKGT

Ordering example for accessories M.ZU.GKGT



ICS cam lock | Options

Illustrations and ordering examples are shown in deviating systems.



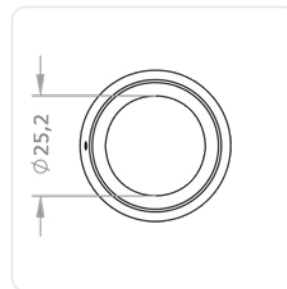
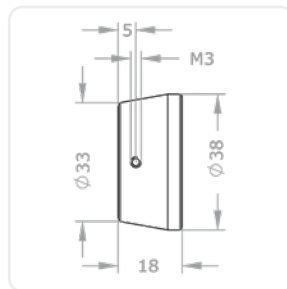
GKV – Door knob 38 mm for glass and furniture doors

For use in furniture doors as a blind thumbturn without cylinder cut-out.

Technical specifications	Suitable for GKMR
Product code	GKV
Ordering example for accessories	M.ZU.GKV



Sample illustration



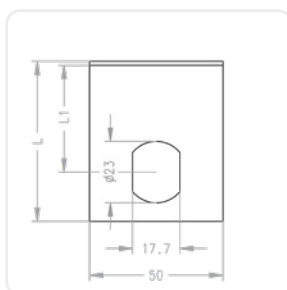
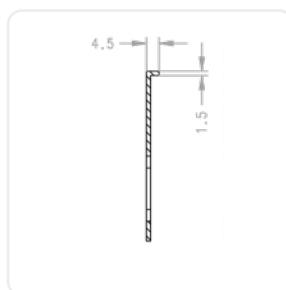
GTA[...] – Glass door plate wide

For use in glass showcases and glass door cabinets in combination with a cam locks.

Variants	GTA1 – Glass door plate 1 high GTA2 – Glass door plate 2 high GTA3 – Glass door plate 3 high GTA4 – Glass door plate 4 high GTA5 – Glass door plate 5 high GTA6 – Glass door plate 6 high
Product code	GTA1, GTA2, GTA3, GTA4, GTA5, GTA6
Ordering example for option	M.[System].HB.MB22.27.NI.GTA1
Ordering example for accessories	M.ZU.GTA1



Sample illustration GTA4





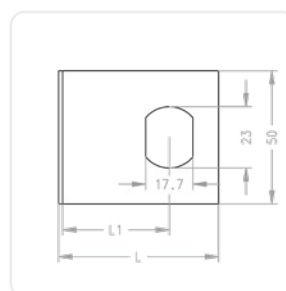
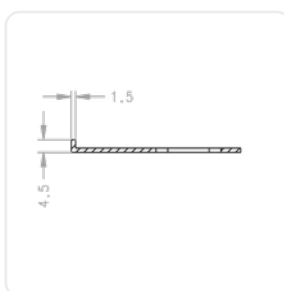
GTB[...] – Glass door plate high

For use in glass showcases and glass door cabinets in combination with a cam locks.

Variants	GTB1 – Glass door plate 1 wide GTB2 – Glass door plate 2 wide GTB3 – Glass door plate 3 wide GTB4 – Glass door plate 4 wide GTB5 – Glass door plate 5 wide GTB6 – Glass door plate 6 wide
Product code	GTB1, GTB2, GTB3, GTB4, GTB5, GTB6
Ordering example for option	M.[System].HB.MB22.27.NI.GTB1
Ordering example for accessories	M.ZU.GTB1



Sample illustration GTB4



LI – Left

Left version

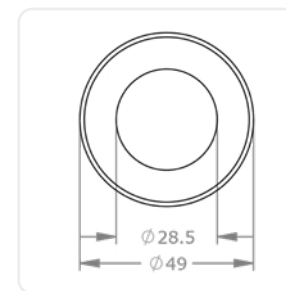
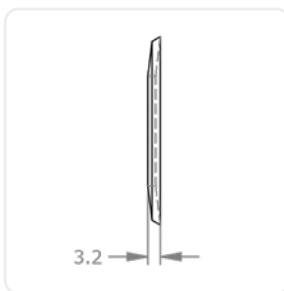
Product code	LI
Ordering example for option	M.[System].MZ.MR22.25.NI.3413.LI



R050 – Escutcheon 50 mm

Cylinder escutcheon with 50 mm outer diameter, 28 mm inner diameter.

Product code	R050
Ordering example for option	M.[System].HB.MB28ZB.27.NI.R050
Ordering example for accessories	M.ZU.R050



ICS cam lock | Options

Illustrations and ordering examples are shown in deviating systems.



RE – Right

Right-hand version

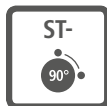
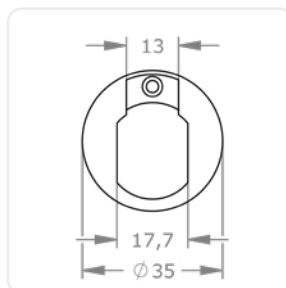
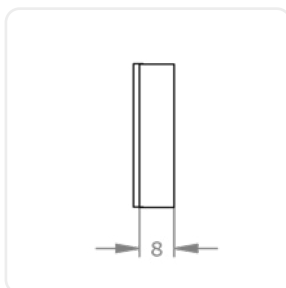
Product code	RE
Ordering example for option	M.[System].MZ.MR22.25.NI.3413.RE



SR22 – Dust and weather protection cover

Escutcheon and cover to protect the cam lock from weather and dirt, outer diameter 35 mm, inner diameter 22 mm.

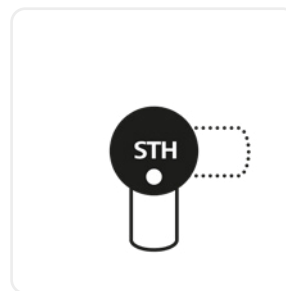
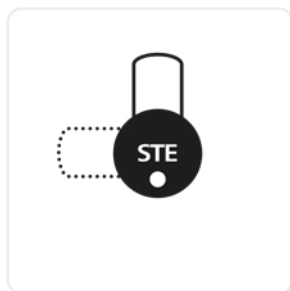
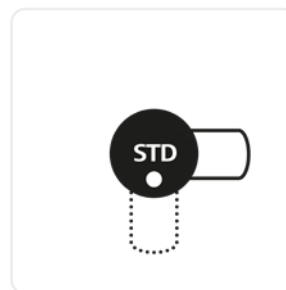
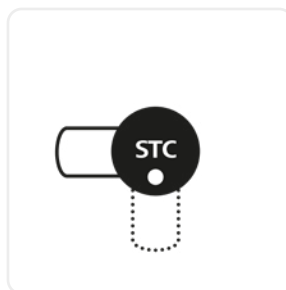
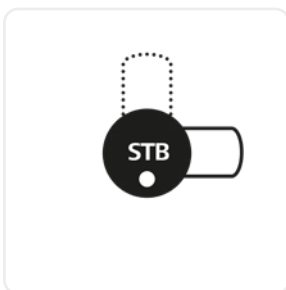
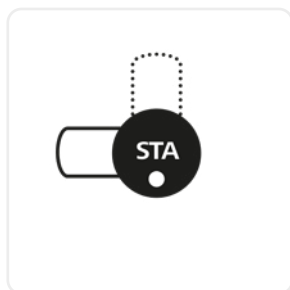
Product code	SR22
Ordering example for option	M.[System].HB.MB22.27.NI.SR22
Ordering example for accessories	M.ZU.SR22



ST[...] – Locking direction A-H

By specifying the locking direction, the cam movement is adapted to the installation situation.

Variants	STA – Locking direction from left to top STB – Locking direction from right to top STC – Locking direction from left to bottom STD – Locking direction from right to bottom STE – Locking direction from top to left STF – Locking direction from top to right STG – Locking direction from bottom to left STH – Locking direction from bottom to right
Product code	STA, STB, STC, STD, STE, STF, STG, STH
Ordering example for option	M.[System].HB.MB19.28.NI.STA






Rim cylinder, outside & inside cylinder



Additional security
Fits into a wide range of rim
cylinder for rim locks.



Wide range of applications
Round cylinder for commonly
used door lock types.



Easy to adapt
Versions and options for
individual door thicknesses.

Keys

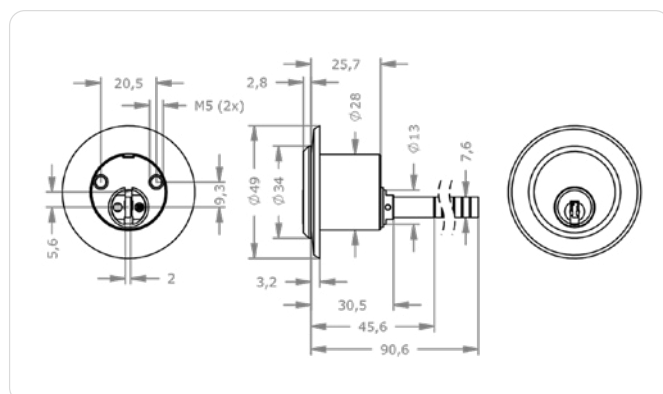
Profile cylinders

Padlocks


Cam locks

Rim cylinder, outside
& inside cylinder

ICS rim cylinder | AZ28.AZ



Application examples



Security squared

Ideal in combination with EVVA rim locks K900 and K9000. Can also be used with locks from other manufacturers.

Product description

The ICS rim cylinder AZ28.AZ is suited for use on the outside of the door. Surface mounted lock equipped with a vertical tail bar, fits a hole pattern larger than 28 mm and is rear mounted with throughhole

screws. Application examples are EVVA rim locks from the K900 series and various surface mounted locks.

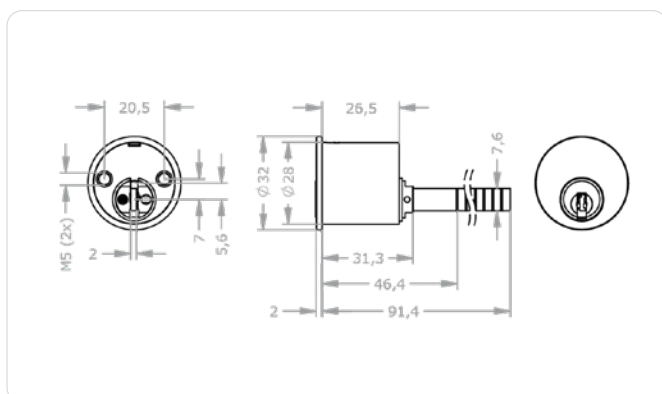

Technical information

Finish	NI – Nickel MS – Brass NP – Polished Nickel MP – Polished brass ML – Brass lacquered CR – Chrome CP – Polished chrome PS – Patinated black PB – Patinated brown
Optional technical installation feature	K900[...] – Security rim lock K900 K9000[...] – Security rim lock K9000 R060 – Escutcheon 60 mm SPV – Twisted tail bar
Door leaf thickness options	TS66 – Door thickness 57 up to 66 mm TS76 – Door thickness 67 up to 76 mm TS86 – Door thickness 77 up to 86 mm
Optional usage feature	VAR – VARIO
Accessories	Spray FinLube
suitable products	M.IC.S.AI.IZ28-S with option K920 – for security rim lock K920
Security features	Locking authorisation request on 5 tracks 13 spring-loaded locking elements Durable length profile Specially shaped locking elements as scanning protection, bump key protection and picking protection Hardened HSS steel pins in the cylinder plug as drilling protection Steel balls in the body as drilling protection
Technical installation situation	For use with EVVA rim locks from the K900/9000 series up to door leaf thickness 56 mm
Included components	Cylinder lock with escutcheon and 2 M5x40 fixing screws

Ordering

Product code	M.IC.S.AI.AZ28.AZ.[Finish].[Option]
Example	ICS rim cylinder AZ, nickel finish, with Vario: M.IC.S.AI.AZ28.AZ.NI.VAR

ICS rim cylinder | AZ28.AZG



Application examples



Door open, door closed
This cylinder is used to secure garage doors, etc.



Full-leaf doors
This special rim cylinder is also used to provide additional security for doors.

Product description

The ICS AZ28.AZG rim cylinder is suitable for use on the outside of the door. Surface-mounted lock equipped with a vertical tail bar, fits a hole pattern larger than 28 mm

and is rear mounted with throughhole screws. Application examples are rim locks and surface mounted locks.

Technical information

Finish	NI – Nickel MS – Brass NP – Polished Nickel MP – Polished brass ML – Brass lacquered CR – Chrome CP – Polished chrome PS – Patinated black PB – Patinated brown
Optional technical installation feature	SPV – Twisted tail bar
Door leaf thickness options	TS66 – Door thickness 57 up to 66 mm TS76 – Door thickness 67 up to 76 mm TS86 – Door thickness 77 up to 86 mm
Optional usage feature	VAR – VARIO
Accessories	Spray FinLube
suitable products	M.IC.S.AI.IZ28-S with option K920 – for security rim lock K920
Security features	Locking authorisation request on 5 tracks 13 spring-loaded locking elements Durable length profile Specially shaped locking elements as scanning protection, bump key protection and picking protection Hardened HSS steel pins in the cylinder plug as drilling protection Steel balls in the body as drilling protection
Technical installation situation	For use in various additional locks from other manufacturers up to door leaf thickness 56 mm
Included components	Cylinder lock with 2 M5x40 fixing screws

Ordering

Product code	M.IC.S.AI.AZ28.AZG.[Finish].[Option]
Example	ICS rim cylinder AZG, nickel finish with twisted tail bar: M.IC.S.AI.AZ28.AZG.NI.SPV

Keys

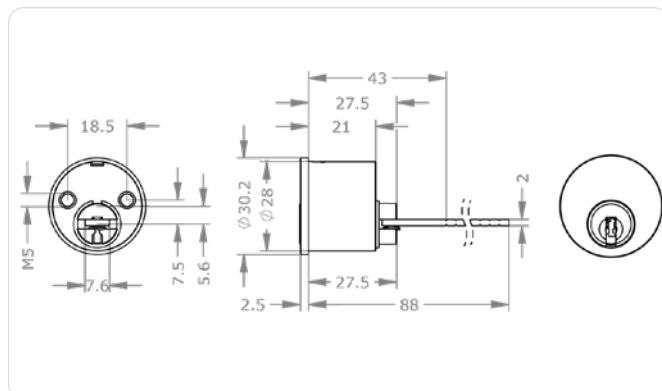
Profile cylinders

Padlocks

Cam locks

Rim cylinder, outside & inside cylinder

ICS rim cylinder | AZ28.AZI



Application examples



Security squared

This rim cylinder fits ABUS® rim locks.

Product description

The ICS AZ28.AZI rim cylinder is suitable for use on the outside of the door. It is equipped with a horizontal tail bar for surface mounted locks, fits a hole pattern larger than

28 mm and is secured on the rear side with throughhole screws. Application examples are rim locks and surface mounted locks.

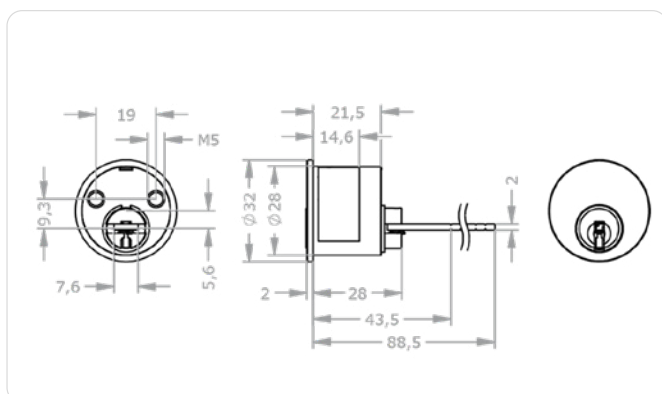
Technical information

Finish	NI – Nickel MS – Brass NP – Polished Nickel MP – Polished brass ML – Brass lacquered CR – Chrome CP – Polished chrome PS – Patinated black PB – Patinated brown
Optional security features	SKG2-A – SKG ** certified outside SKG3-A – SKG *** certified outside
Optional technical installation feature	APA – Fixing plate ABUS® GWB6 – 1 thread M6 R0A – Escutcheon ABUS® R0SKG – Escutcheon SKG
Door leaf thickness options	TS66 – Door thickness 57 up to 66 mm TS76 – Door thickness 67 up to 76 mm TS86 – Door thickness 77 up to 86 mm
Optional usage feature	VAR – VARIO
Accessories	Spray FinLube
Security features	Locking authorisation request on 5 tracks 13 spring-loaded locking elements Durable length profile Specially shaped locking elements as scanning protection, bump key protection and picking protection Hardened HSS steel pins in the cylinder plug as drilling protection Steel balls in the body as drilling protection
Technical installation situation	In combination with ABUS® rim locks up to door leaf thickness 56 mm
Included components	Cylinder lock with 2 M5x40 fixing screws (with GWB6 M6x40 option)

Ordering

Product code	M.IC.S.AI.AZ28.AZI.[Finish].[Option]
Example	ICS rim cylinder for ABUS rim locks, nickel finish with M6 holes: M.IC.S.AI.AZ28.AZI.NI.GWB6

ICS rim cylinder | AZ28.AZL



Application examples



Security squared

Whatever supplementary lock is used, this rim cylinder represents the secure protection of every door.

Product description

The ICS rim cylinder AZ28. AZI is suitable for use on the outside of the door. It is equipped with a horizontal tail bar for surface mounted locks, fits a hole pattern larger than 28 mm and is secured on the

rear side with throughhole screws. Application examples are LIPS® rim locks and surface mounted locks.

Technical information

Finish	NI – Nickel MS – Brass NP – Polished Nickel MP – Polished brass ML – Brass lacquered CR – Chrome CP – Polished chrome PS – Patinated black PB – Patinated brown
Door leaf thickness options	TS66 – Door thickness 57 up to 66 mm TS76 – Door thickness 67 up to 76 mm TS86 – Door thickness 77 up to 86 mm
Optional usage feature	VAR – VARIO
Accessories	FinLube spray
Security features	Locking authorisation request on 5 tracks 13 spring-loaded locking elements Durable length profile Specially shaped locking elements as scanning protection, bump key protection and picking protection Hardened HSS steel pins in the cylinder plug as drilling protection Steel balls in the body as drilling protection
Technical installation situation	For use in rim locks from other manufacturers up to door leaf thickness 56 mm
Included components	Cylinder lock with 2 M5x40 fixing screws

Ordering

Product code	M.IC.S.AI.AZ28.AZL.[Finish].[Option]
Example	ICS rim cylinder, diameter 28 mm, type AZL, nickel finish, with VARIO: M.IC.S.AI.AZ28.AZL.NI.VAR

Keys

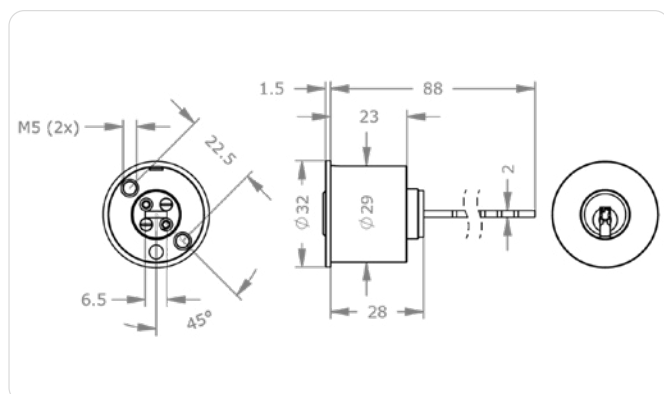
Profile cylinders

Padlocks


Cam locks

Rim cylinder, outside & inside cylinder

ICS rim cylinder | AZ29.MB



Application examples



Security squared
Whatever supplementary lock is used, this rim cylinder represents the secure protection of every door.



Door open, door closed
Among other things, this cylinder is perfect for securing garage doors.

Product description

The ICS AZ29.MB rim cylinder is suited for use on the outside of the door. It is equipped with a horizontal tail bar for surface mounted locks, fits a hole pattern larger than 29 mm and is secured on the rear side with

throughhole screws. Potential applications are rim locks and surface mounted locks.

Technical information

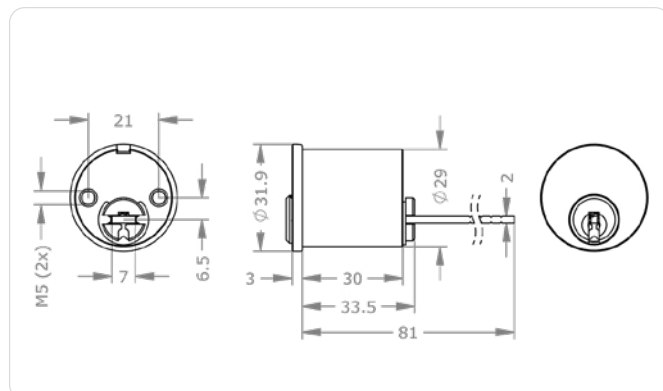
Finish	NI – Nickel MS – Brass NP – Polished Nickel MP – Polished brass ML – Brass lacquered CR – Chrome CP – Polished chrome PS – Patinated black PB – Patinated brown
Optional technical installation feature	HU38 – Spacer sleeve length 38,5 mm
Optional usage feature	VAR – VARIO
Accessories	Spray FinLube
Security features	Locking authorisation request on 5 tracks 13 spring-loaded locking elements Durable length profile Specially shaped locking elements as scanning protection, bump key protection and picking protection Hardened HSS steel pins in the cylinder plug as drilling protection Steel balls in the body as drilling protection
Technical installation situation	For use in various rim locks with horizontal tail bar mount up to door leaf thickness 76 mm
Included components	Rim cylinder with 2 M5x60 fixing screws

Ordering

Product code	M.IC.S.AI.AZ29.MB.[Finish].[Option]
Example	ICS rim cylinder, diameter 29 mm (AZG sleeve), with centred drilling, nickel finish: M.IC.S.AI.AZ29.MB.NI.HU38

Keys
 Profile cylinders
 Padlocks
 Cam locks
 Rim cylinder, outside & inside cylinder

ICS rim cylinder | AZ29.I050



Product description


The ICS AZ29.I050 rim cylinder is suitable for use on the outside of the door. It is equipped with a horizontal tail bar for surface mounted locks, fits a hole pattern larger

than 29 mm and is secured on the rear side with through-hole screws. Potential applications are rim locks and surface mounted locks.

Technical information

Finish	NI – Nickel MS – Brass NP – Polished Nickel MP – Polished brass ML – Brass lacquered CR – Chrome CP – Polished chrome PS – Patinated black PB – Patinated brown
Optional technical installation feature	ROI – Escutcheon IKON®
Door leaf thickness options	TS66 – Door thickness 57 up to 66 mm TS76 – Door thickness 67 up to 76 mm TS86 – Door thickness 77 up to 86 mm
Optional usage feature	VAR – VARIO
Accessories	Spray FinLube
Security features	Locking authorisation request on 5 tracks 13 spring-loaded locking elements Durable length profile Specially shaped locking elements as scanning protection, bump key protection and picking protection Hardened HSS steel pins in the cylinder plug as drilling protection Steel balls in the body as drilling protection
Technical installation situation	For use in IKON® rim locks up to door leaf thickness 56 mm
Included components	With tail bar and 2 M5x40 fixing screws

Application examples



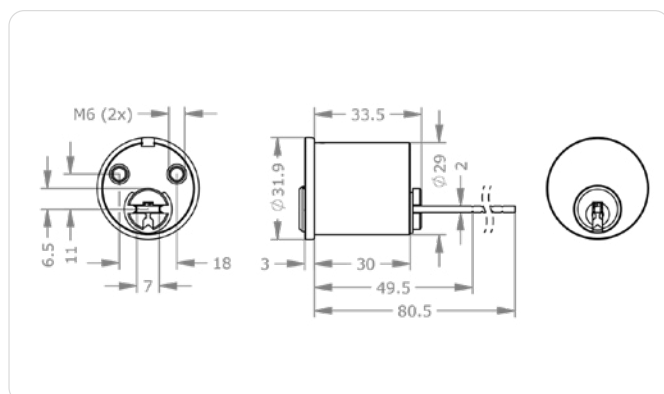
Security squared

This rim cylinder is suitable for IKON® rim locks.


Ordering

Product code	M.IC.S.AI.AZ29.I050.[Finish].[Option]
Example	ICS rim cylinder for Ikon rim locks type 50, nickel finish with Vario: M.IC.S.AI.AZ29.I050.NI.VAR

ICS rim cylinder | AZ29.I063



Application examples



Security squared

This rim cylinder is suitable for IKON® rim locks.

Product description

The ICS rim cylinder AZ29.I063 is suitable for use on the outside of the door. It is equipped with a horizontal tail bar for surface mounted locks, fits a hole pattern larger than 29 mm and is secured on

the rear side with throughhole screws. Potential applications are rim locks and surface mounted locks.

Technical information

Finish	NI – Nickel MS – Brass NP – Polished Nickel MP – Polished brass ML – Brass lacquered CR – Chrome CP – Polished chrome PS – Patinated black PB – Patinated brown
Optional technical installation feature	API63 – Fixing plate IKON® 4063 ROI – Escutcheon IKON®
Door leaf thickness options	TS56 – Door thickness 46 up to 56 mm TS66 – Door thickness 57 up to 66 mm TS76 – Door thickness 67 up to 76 mm TS86 – Door thickness 77 up to 86 mm
Optional usage feature	VAR – VARIO
Accessories	Spray FinLube
Security features	Locking authorisation request on 5 tracks 13 spring-loaded locking elements Durable length profile Specially shaped locking elements as scanning protection, bump key protection and picking protection Hardened HSS steel pins in the cylinder plug as drilling protection Steel balls in the body as drilling protection
Technical installation situation	For use in IKON® rim locks up to door leaf thickness 45 mm
Included components	With tail bar and 2 M6x28 fixing screws

Ordering

Product code	M.IC.S.AI.AZ29.I063.[Finish].[Option]
Example	ICS rim cylinder for Ikon rim locks type 63, nickel finish with Vario: M.IC.S.AI.AZ29.I063.NI.VAR

ICS inside cylinder | IZ28.K19

View from the outside



View from the inside

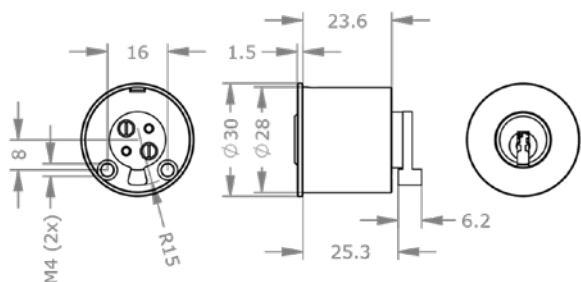
Product description

The ICS inside cylinder IZ28.K19 is suitable for use on the inside of the door. It is equipped with a tail bar for surface mounted locks, fits a hole pattern larger than 28

mm and is secured on the rear side with threaded holes. Potential applications are rim locks and various KABA® rim locks.

Technical information

Finish	NI – Nickel MS – Brass NP – Polished Nickel MP – Polished brass ML – Brass lacquered CR – Chrome CP – Polished chrome PS – Patinated black PB – Patinated brown
Accessories	Spray FinLube
Security features	Locking authorisation request on 5 tracks 13 spring-loaded locking elements Durable length profile Specially shaped locking pins as scanning protection and picking protection Hardened HSS steel pins in the cylinder plug as drilling protection
Technical installation situation	For use in KABA® rim locks
Included components	Inside cylinder without cam bar and accessories



Application examples



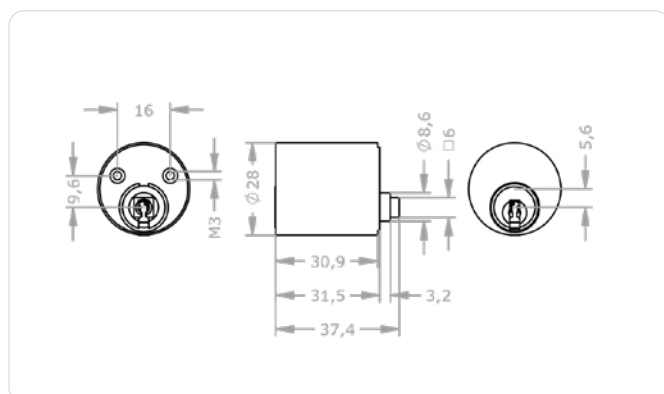

Security squared

This cylinder fits KABA® rim locks.


Ordering

Product code	M.ICS.AI.IZ28.K19.[Finish]
Example	ICS inside cylinder for rim locks, nickel finish: M.ICS.AI.IZ28.K19.NI

ICS inside cylinder | IZ28.IZ



Application examples



Security squared

Ideal in combination with EVVA rim locks from the K920 series.

Product description

The ICS inside cylinder IZ28.IZ is suitable for use on the inside of the door. It is equipped with a 6 mm spindle cam for surface mounted locks, fits a hole pattern larger than 28 mm and is fastened with

threaded holes on the back. Application examples are EVVA rim locks from the K920 series and various surface mounted locks.

Technical information

Finish	NI – Nickel MS – Brass NP – Polished Nickel MP – Polished brass ML – Brass lacquered CR – Chrome CP – Polished chrome PS – Patinated black PB – Patinated brown
Accessories	Spray FinLube
Security features	Locking authorisation request on 5 tracks 13 spring-loaded locking elements Durable length profile Specially shaped locking pins as scanning protection and picking protection Hardened HSS steel pins in the cylinder plug as drilling protection
Technical installation situation	Installation together with security rim lock K920
Included components	Inside cylinder with rim lock K920

Keys

Profile cylinders

Padlocks

Cam locks

Rim cylinder, outside & inside cylinder

Ordering

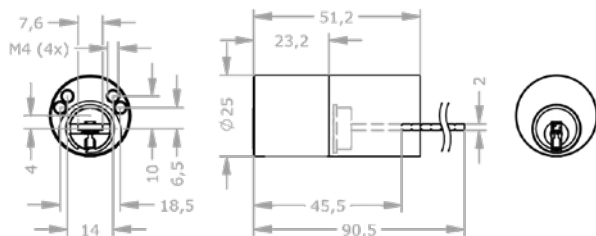
Product code	M.IC.S.AI.IZ28.IZ.[Finish].[Option]
Example	ICS inside cylinder for EVVA rim locks, nickel finish with K920 silver: M.IC.S.AI.IZ28.IZ.NI.K920SI

ICS rim cylinder | AZ25.FP

View from the outside



View from the inside



Product description

The ICS rim cylinder AZ25.FP is suitable for use in front doors and entrances to residential complexes. It is equipped with a tail bar for surface mounted locks, fits a hole pattern larger

than 25 mm and is secured on the rear side with fixing screws. Application examples are doors with CISA®locks.

Technical information

Finish	NI – Nickel MS – Brass NP – Polished Nickel MP – Polished brass ML – Brass lacquered CR – Chrome CP – Polished chrome PS – Patinated black PB – Patinated brown
Optional usage feature	VAR – VARIO
Accessories	Spray FinLube
Security features	Locking authorisation request on 5 tracks 13 spring-loaded locking elements Durable length profile Specially shaped locking elements as scanning protection, bump key protection and picking protection Hardened HSS steel pins in the cylinder plug as drilling protection Steel balls in the body as drilling protection
Technical installation situation	For use on the outside, fastened from the rear using screws
Included components	Cylinder lock without screws, with tail bar and sleeve

Application examples



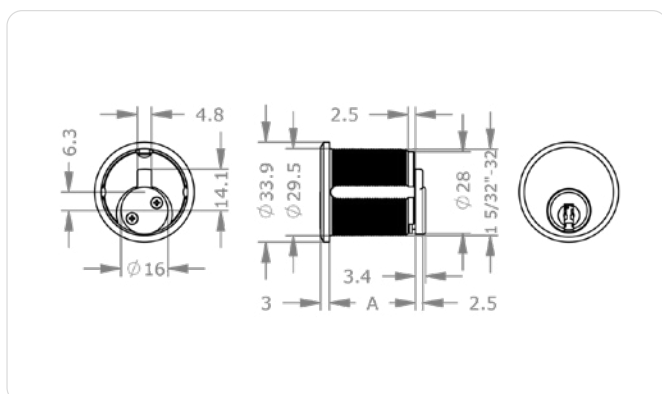
Garden gate

This rim cylinder has been specially developed for use in lattice doors and garden gates.

Ordering

Product code	M.IC.S.AI.AZ25.FP.[Finish].[Option]
Example	ICS rim cylinder, diameter 25 mm, nickel finish, with VARIO: M.IC.S.AI.AZ25.FP.NI.VAR

ICS mortise screw-in cylinder | AZ30RM



Product description


The ICS mortise screw-in cylinder AZ30RM is suitable for use on the outside of the door. It is equipped with cam bar for installed locks, it fits

an internal thread of 1 5/32" and is fastened by screwing it into the lock. Examples of applications are mortise locks.

Technical information

Cylinder length on the outside A in mm	22 25 29 39 47 57 67
Finish	NI – Nickel MS – Brass NP – Polished Nickel MP – Polished brass ML – Brass lacquered CR – Chrome CP – Polished chrome PS – Patinated black PB – Patinated brown
Optional technical installation feature	OSN – Without cam GLIP – For LIPS® cam GMON – For Monarch® cam GYAL – For Yale® cam
Optional usage feature	VAR – VARIO
Accessories	Spray FinLube
Security features	Locking authorisation request on 5 tracks 13 spring-loaded locking elements Durable length profile Specially shaped locking elements as scanning protection, bump key protection and picking protection Hardened HSS steel pins in the cylinder plug as drilling protection Steel balls in the body as drilling protection
Technical installation situation	Suitable for locks with screw-in fastening of the cylinder
Included components	Cylinder lock with Adams Rite® cam

Application examples



Firmly locked

This screw-in cylinder is ideal for use in specially designed bolt locks.

Ordering

Product code	M.IC.S.AI.AZ30RM.[Outside cylinder length A in mm].[Finish].[Option]
Example	ICS mortise screw-in cylinder, length 25 mm, nickel finish, prepared for LIPS® cam: M.IC.S.AI.AZ30RM.25.NI.GLIP

Keys

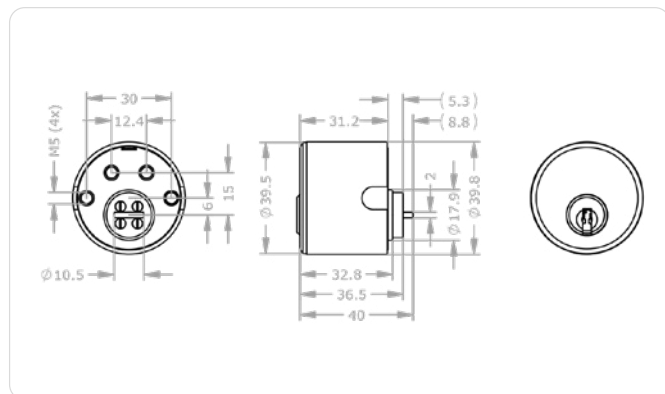

Profile cylinders

Padlocks


Cam locks

Rim cylinder, outside & inside cylinder

ICS outside cylinder | AZ37.SEC



Application examples



Security in the High North

This cylinder is ideal for external doors with Scandinavian locks and guarantees mechanical security.

Standards and guidelines



Product description

The ICS outside cylinder AZ37.SEC is suitable for use on the outside of doors. It is equipped with a horizontal cam bar for mortise locks, fits a hole pattern larger than 40 mm

and is fastened with rear throughhole screws. As an example, they can be used in Scandinavian mortise locks.

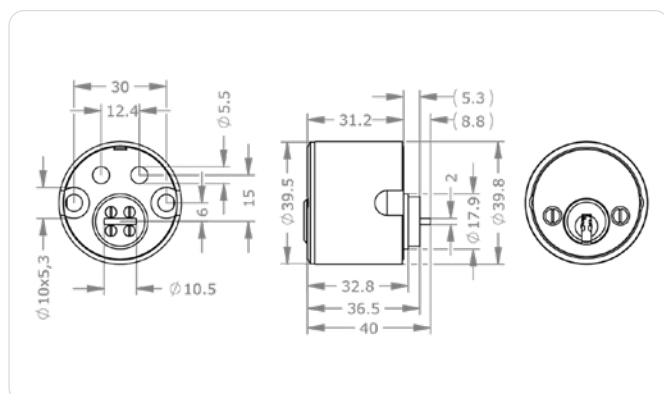
Technical information

Finish	NI – Nickel MS – Brass NP – Polished Nickel MP – Polished brass ML – Brass lacquered CR – Chrome CP – Polished chrome PS – Patinated black PB – Patinated brown
Optional usage feature	TAF-A – Temporary Access Function outside VAR – VARIO
Accessories	Spray FinLube
Security features	Locking authorisation request on 5 tracks 13 spring-loaded locking elements Durable length profile Specially shaped locking elements as scanning protection, bump key protection and picking protection Hardened HSS steel pins in the cylinder plug as drilling protection Steel balls in the body as drilling protection 4-fold screwed
Standards and guidelines	EN 1303:2015 160B0C6D SS 3522 Category 3
Technical installation situation	Suitable for Scandinavian locks with high security requirements in combination with the IZ37-S.SEC for 4-fold screw fastening on the rear side
Included components	Cylinder lock with tail bar


Ordering

Product code	M.IC.S.AI.AZ37.SEC.[Finish].[Option]
Example	ICS outside cylinder, 37 mm diameter, nickel finish, with TAF: M.IC.S.AI.AZ37.SEC.NI.TAF-A

ICS inside cylinder | IZ37.SEC



Application examples



Security in the High North

This cylinder is ideal for the inside of external doors with Scandinavian locks. Maximum security is guaranteed.

Product description

The ICS inside cylinder IZ37.SEC is suitable for use on the inside of the door. It is equipped with horizontal cam bar for mortise locks, fits a hole pattern larger than 40

mm and is fastened with through-hole screws. Examples of applications are Scandinavian mortiselocks.

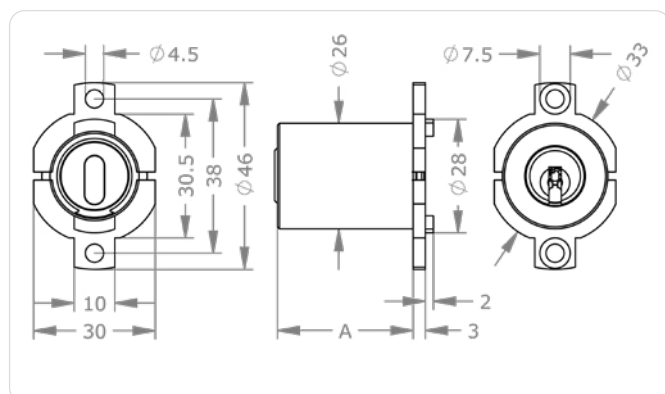
Technical information

Finish	NI – Nickel MS – Brass NP – Polished Nickel MP – Polished brass ML – Brass lacquered CR – Chrome CP – Polished chrome PS – Patinated black PB – Patinated brown
Optional usage feature	VAR – VARIO
Accessories	Spray FinLube
Security features	Locking authorisation request on 5 tracks 13 spring-loaded locking elements Durable length profile Specially shaped locking pins as scanning protection and picking protection Hardened HSS steel pins in the cylinder plug as drilling protection
Technical installation situation	Suitable for Scandinavian locks in combination with AZ37-S.SEC for 4-fold screw connections on the rear
Included components	Cylinder lock with cylinder cover and cover plate screws

Ordering

Product code	M.IC.S.AI.IZ37.SEC.[Finish].[Option]
Example	ICS inside cylinder, 37 mm diameter, nickel finish, with VARIO: M.IC.S.AI.IZ37.SEC.NI.VAR

ICS surface mounted lock | MR26F



Product description

The ICS surface mounted locks MR26F is suitable for use in doors. It is equipped with vertical cams for built-in locks and fits a hole pattern larger than 26 mm. Fastened with screw-on tabs. Suitable for installation in Fichet® locks.

Technical information

Cylinder length on the outside A in mm	33 51 60 80
Finish	NI – Nickel MS – Brass NP – Polished Nickel NPV – Nickel fully polished MP – Polished brass MPV – Brass fully polished ML – Brass lacquered CR – Chrome CP – Polished chrome CPV – Chrome fully polished PS – Patinated black PB – Patinated brown
Optional usage feature	VAR – VARIO
Accessories	Spray FinLube
Security features	Locking authorisation request on 5 tracks 13 spring-loaded locking elements Durable length profile Specially shaped locking pins as scanning protection and picking protection Hardened HSS steel pins in the cylinder plug as drilling protection
Technical installation situation	Suitable for installation in Fichet® locks
Included components	Cylinder lock

Ordering

Product code	M.IC.S.AI.MR26F.[Outside cylinder length A in mm].[Finish].[Option]
Example	ICS surface mounted cylinder, 26 mm diameter, 33 mm long, nickel finish: M.IC.S.AI.MR26F.33.NI

Keys

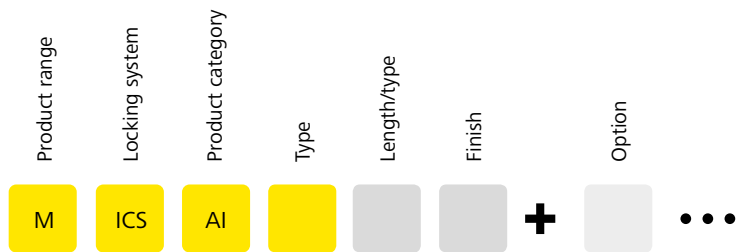
Profile cylinders

Padlocks

Cam locks

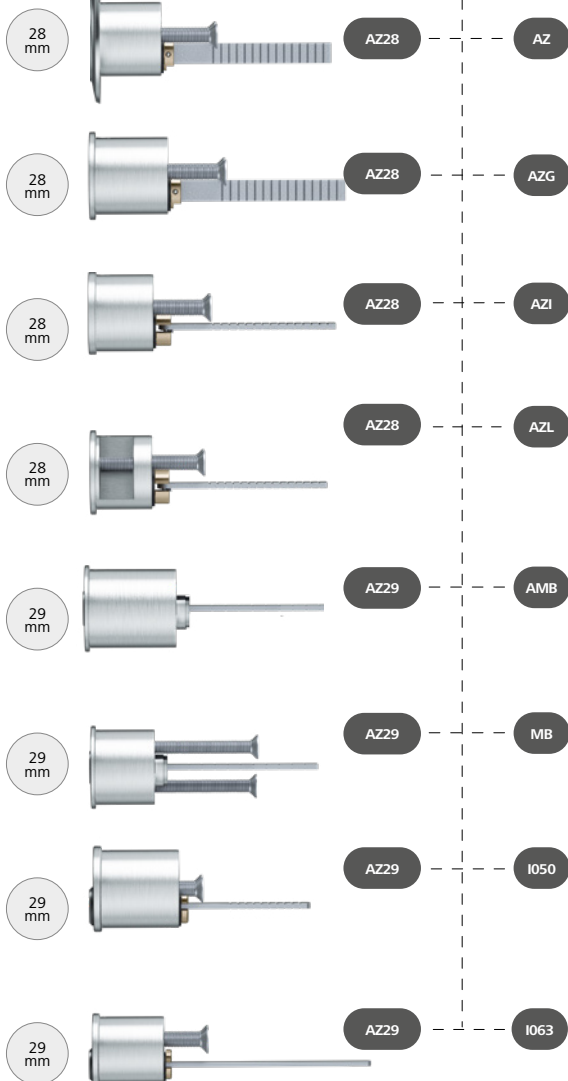
**Rim cylinder, outside
& inside cylinder**

ICS rim/outside/inside cylinder | Versions




Hole pattern

Cylinder for rim locks



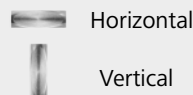
Hole pattern

Cylinder for internally lockable rim locks



Ensure that the tail bar is correctly aligned

Tail bar width 5 mm, height 3 mm



Door leaf thickness options

› For door leaf thicknesses that exceed the standard range.



- TS56** ›› For a door panel thickness of 47–56 mm
- TS66** ›› For a door panel thickness of 57–66 mm
- TS76** ›› For a door panel thickness of 67–76 mm
- TS86** ›› For a door panel thickness of 77–86 mm

Hole pattern

Cylinder for door locks

25 mm



AZ25

FP

for lattice door

30 mm



AZ30RM

- 22
- 25
- 29
- 39
- 47
- 57
- 67

for screw-in cylinder lock

40 mm



AZ37

SEC

for Scand. locks

40 mm



IZ37

SEC

for Scand. locks

26 mm



MR26F

- 33
- 51
- 80

for Fichet® locks

- NI** ›› Nickel (standard)
- MS** ›› Brass
- NP** ›› Polished Nickel
- NPV** ›› Nickel fully polished
- MP** ›› Polished brass lacquered
- MPV** ›› Brass fully polished
- ML** ›› Brass lacquered
- CR** ›› Chrome
- CP** ›› Polished Chrome
- CPV** ›› Chrome fully polished
- PS** ›› Patinated Black
- PB** ›› Patinated Brown

Keys

Profile cylinders

Padlocks

Cam locks

Rim cylinder, outside & inside cylinder

ICS rim/outside/inside cylinder | Options & Accessories



OSN – Without cam

No cam or locking cam is mounted on the cylinder.

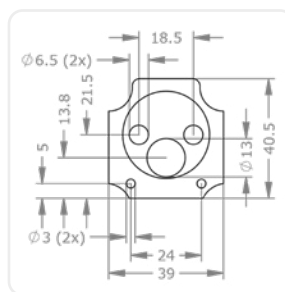
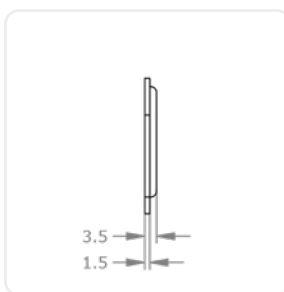
Product code	OSN
Ordering example for option	M.[System].HB.MB19.23.NI.OSN



APA – Fixing plate ABUS®

Screw-on plate APA for fastening outside cylinders to the outside of the door.

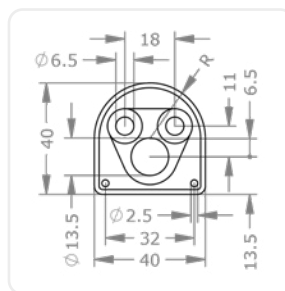
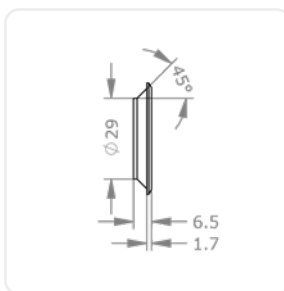
Product code	APA
Ordering example for option	M.[System].AI.AZ28.AZI.NI.APA
Ordering example for accessories	M.ZU.APA



API63 – Fixing plate IKON® 4063

Screw-on plate API63 for fastening outside cylinders to the door.

Product code	API63
Ordering example for option	M.[System].AI.AZ29.I063.NI.API63
Ordering example for accessories	M.ZU.API63






FIN[...] – Spray FinLube

Multi-purpose spray to clean, lubricate and protect.

Variants 0088002458 – Finlube 100ml | 0088002431 – Finlube 300ml | 0088002423 – Finlube 500ml

Product code M.TE[0088002458, 0088002431, 0088002423]

Ordering example for accessories M.TE.0088002431



Sample illustration

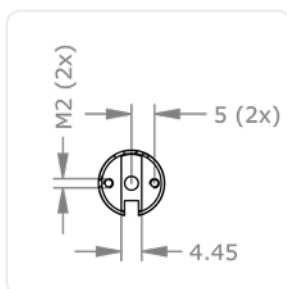


GLIP – For LIPS® cam

The plug end is prepared for installation of a LIPS® cam on mortise cylinders.

Product code GLIP

Ordering example for option M.[System].AI.AZ30RM.22.NI.GLIP

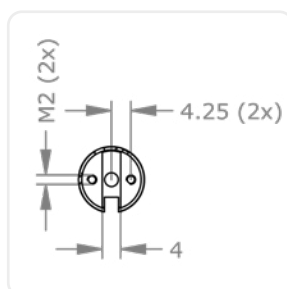


GMON – For Monarch® cam

The plug end is prepared for installation of a Monarch® cam on mortise cylinders.

Product code GMON

Ordering example for option M.[System].AI.AZ30RM.22.NI.GMON



ICS rim/outside/inside cylinder | Options & Accessories



GWB6 – 1 thread M6

Instead of the standard M5 threaded bore, the outside cylinder is designed with the M6 threaded bore.

Product code **GWB6**

Ordering example for option **M.[System].AI.AZ28.AZI.NI.GWB6**

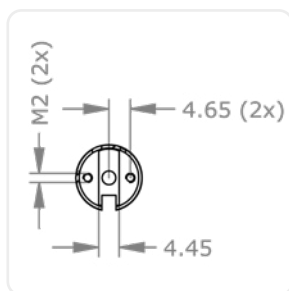


GYAL – For Yale® cam

The plug end is prepared for installation of a Yale® cam on mortise cylinders.

Product code **GYAL**

Ordering example for option **M.[System].AI.AZ30RM.22.NI.GYAL**



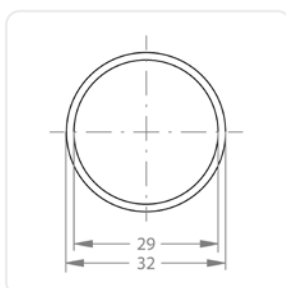
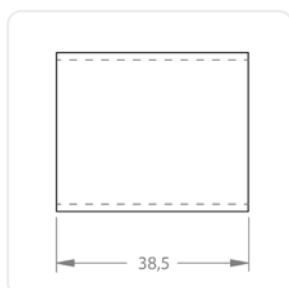
HU38 – Spacer sleeve length 38,5 mm

Spacer sleeve for outside cylinder with 29 mm diameter.

Product code **HU38**

Ordering example for option **M.[System].AI.AZ29.AZ.NI.HU38**

Ordering example for accessories **M.ZU.HU38**





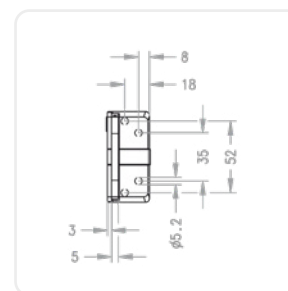
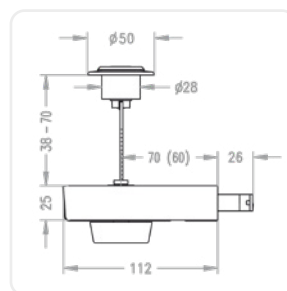
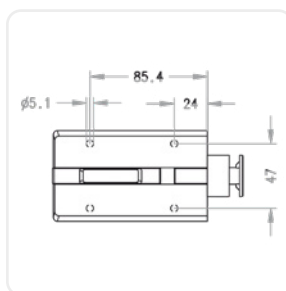
K900[...] – Security rim lock K900

This supplementary security lock increases the security of every entrance door. Suitable for inward opening left and right solid leaf doors. It can be operated from the outside with a key.

Variants	K900SI – Rim lock K900 Silver K900G0 – Rim lock K900 Gold K900BZ – Rim lock K900 Bronze K900WS – Rim lock K900 White
Technical specifications	Integrated telescopic door catcher for gap opening Red-green function display for open/gap opening/locked turning olive on the inside 2-turn 70 mm backset fastening material for wooden and metal frames for door thickness 38–70 mm rebate thickness 24 mm
Included components	Supplementary security lock with lock case Base plates: 4 x 1 mm, 2 x 5 mm, 1 x 10 mm Fasteners
Product code	K900SI, K900G0, K900BZ, K900WS
Ordering example for option	M.[System].AI.AZ28.AZ.NI.K900SI
Ordering example for accessories	M.ZU.K900SI



K900SI



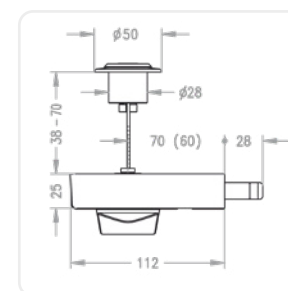
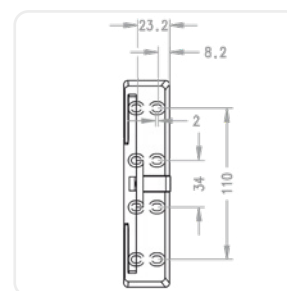
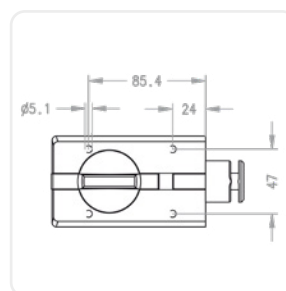
K9000[...] – Security rim lock K9000

This supplementary security lock increases the security of every entrance door. Suitable for inward opening left and right solid leaf doors. It can be operated from the outside with a key.

Variants	K9000SI – Rim lock K9000 Aluminium K9000G0 – Rim lock K9000 Gold K9000BZ – Rim lock K9000 Bronze K9000WS – Rim lock K9000 White
Technical specifications	Integrated telescopic door catcher for wide opening Red-green function display, green = open, red/green = gap opening, red = locked opening on the inside by turning olive 2-turn 70 mm backset fastening material for wood and metal frames door thickness for 38–70 mm rebate thickness 24 mm
Included components	Supplementary security lock with lock case Base plates: 4 x 1 mm, 2 x 5 mm, 1 x 10 mm Fasteners
Product code	K9000SI, K9000G0, K9000BZ, K9000WS
Ordering example for option	M.[System].AI.AZ28.AZ.NI.K9000SI
Ordering example for accessories	M.ZU.K9000SI



K9000WS



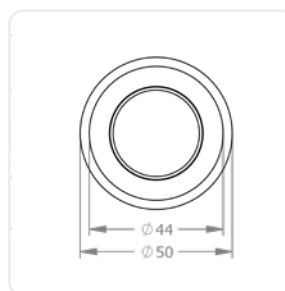
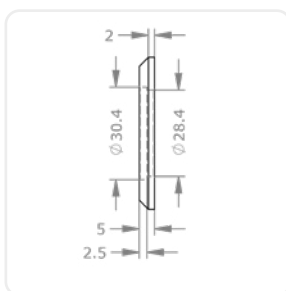
Keys
Profile cylinders
Padlocks
Cam locks
Rim cylinder, outside & inside cylinder



R0A – Escutcheon ABUS®

Cylinder escutcheon for outside cylinder in combination with APA fixing plate ABUS®, outer diameter 50 mm, inner diameter 28 mm.

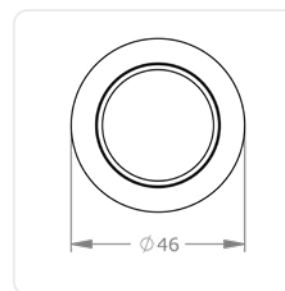
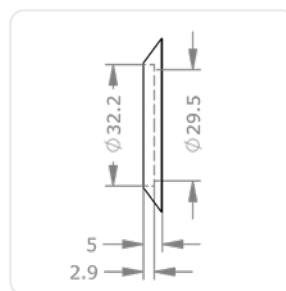

Product code	R0A
Ordering example for option	M.[System].AI.AZ28.AZI.NI.R0A
Ordering example for accessories	M.ZU.R0A



R0I – Escutcheon IKON®

Cylinder escutcheon for outside cylinder in combination with Ikon® fixing plate, outer diameter 46 mm, inner diameter 29 mm.

Product code	R0I
Ordering example for option	M.[System].AI.AZ29.I063.NI.R0I
Ordering example for accessories	M.ZU.R0I



Keys

Profile cylinders

Padlocks

Cam locks

Rim cylinder, outside & inside cylinder

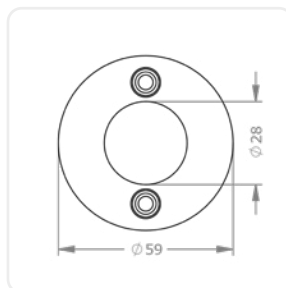
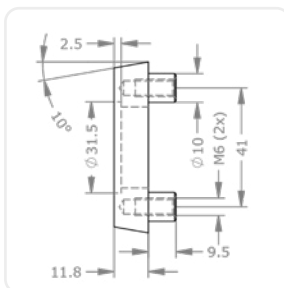
ICS rim/outside/inside cylinder | Options & Accessories



R0SKG – Escutcheon SKG

Cylinder escutcheon for outside cylinders of supplementary locks for use in SKG-tested doors, outside diameter 59 mm, inside diameter 28 mm.

Product code	R0SKG
Ordering example for option	M.[System].AI.AZ28.AZI.NI.SKG-A.R0SKG
Ordering example for accessories	M.ZU.R0SKG



SPV – Twisted tail bar

The tail bar is rotated 90°.

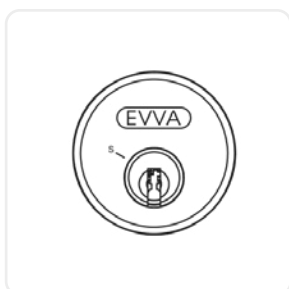
Product code	SPV
Ordering example for option	M.[System].AI.AZ28.AZ.NI.SPV



TAF-A – Temporary Access Function outside

A purely mechanical solution that regulates who can enter where and when. Pull out the priority key in "S position" to authorise a service key. Reset the cylinder to "I position" to once again deactivate this function. The standard key locks in both positions, but cannot change the locking authorisations - this is not available in the EP7 system.


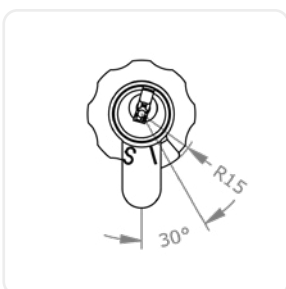
Product code	TAF-A
Ordering example for option	M.[System].PZ.KZ-S.31/K31.NI.KK.K-NI.TAF-A



Sample illustration



Sample illustration





TXT – Customer-specific text

Numbering according to customer requirements in addition to system number and key/cylinder number.

Product code	TXT
Ordering example for option	M.[System].PZ.DZ-S.31/31.NI.TXT




Sample illustration



VAR – VARIO

If you need to immediately restore security. If keys have been lost or stolen, VARIO-B keys are capable of reconfiguring the cylinder lock once so that lost or stolen keys are no longer operational.

Product code	VAR
Ordering example for option	M.[System].PZ.DZ-S.31/31.NI.VAR



Sample illustration



Furniture cylinder



A wide variety of possible uses:
Push cylinder available to directly lock sliding doors.



Suitable for furniture locks:
Furniture cylinders suited to common furniture lock types.



Also suitable for olives:
Furniture cylinders for lockable furniture kobs or „olives“.



Keys

Profile cylinders

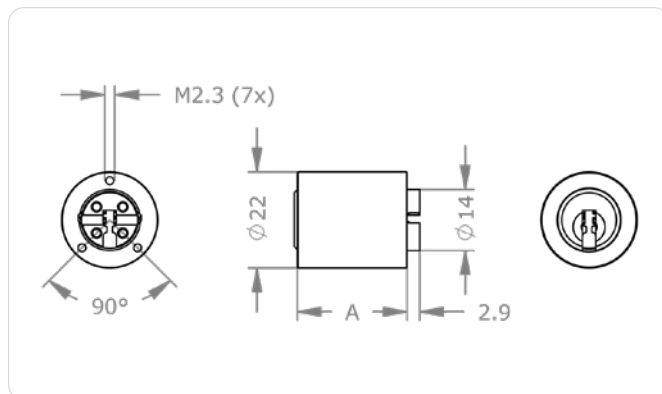

Padlocks

Cam locks

Rim cylinder, outside
& inside cylinder

Furniture
cylinders

ICS universal cylinder | MR22



Product description

The ICS furniture cylinder MR22 from EVVA is suitable for use in furniture doors and drawers. Depending on the lock case used, there is a cam bar on the rear of the cylinder. Usually fastened by three screws on

the rear of the lock or in the cylinder olive and suitable for a hole pattern larger than 22 mm. Examples of applications are cylinder olives type 3413 and 3417 and common Heusser olives.

Technical information

Cylinder length on the outside A in mm	25 30 35 40 45 50 60 70
Finish	NI – Nickel MS – Brass NP – Polished Nickel NPV – Nickel fully polished MP – Polished brass MPV – Brass fully polished ML – Brass lacquered CR – Chrome CP – Polished chrome CPV – Chrome fully polished PS – Patinated black PB – Patinated brown
Optional usage feature	B[...] – 2 key extracting positions D04 – 4 key extracting positions 0°, 90°, 180°, 270°
Options furniture olives	3413 – Olive 3413 3417 – Olive 3417
Accessories	Spray FinLube
Security features	Locking authorisation request on up to 5 tracks with spring-loaded locking elements Durable length profile Specially shaped locking pins as scanning protection and picking protection Hardened HSS steel pins in the cylinder plug as drilling protection
Technical installation situation	For various furniture locks as well as for olives type 3413, 3417 and standard Heusser olives
Included components	Furniture cylinder incl. fixing screws, without tail bar

Application examples



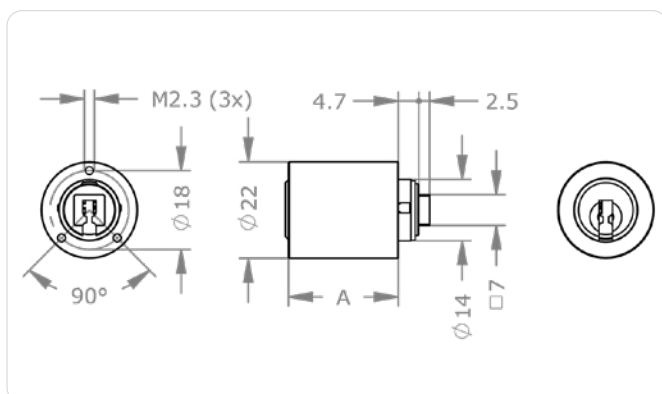
Lockable office furniture

The furniture cylinder is suitable for locking office cabinets when combined with a furniture olive or a furniture knob.

Ordering

Product code	M.IC.S.MZ.MR22.[Outside cylinder length A in mm].[Finish].[Option]
Example	ICS universal cylinder MR22, length 25 mm, nickel finish with 4 key extracting positions: M.IC.S.MZ.MR22.25.NI.D04

ICS furniture cylinder | MR22K



Application examples



Secure office furniture

The furniture cylinder is suitable for locking office cabinets in combination with an espagnolette lock.

Product description

The ICS furniture cylinder MR22K is suitable for use in furniture doors and drawers. It is equipped with a rectangular rear tail bar to accept furniture locks, it requires a hole pattern

larger than 22 mm and is fastened to the lock case. Application examples are espagnolette locks with square mount.

Technical information

Cylinder length on the outside A in mm	25 30 35 40
Finish	NI – Nickel MS – Brass NP – Polished Nickel NPV – Nickel fully polished MP – Polished brass MPV – Brass fully polished ML – Brass lacquered CR – Chrome CP – Polished chrome CPV – Chrome fully polished PS – Patinated black PB – Patinated brown
Accessories	Spray FinLube
Security features	Locking authorisation request on up to 5 tracks with spring-loaded locking elements Durable length profile Specially shaped locking pins as scanning protection and picking protection Hardened HSS steel pins in the cylinder plug as drilling protection
Technical installation situation	For installation in furniture locks with 7 mm spindle mount
Included components	Furniture cylinder incl. 3 fixing screws

Ordering

Product code	M.IC.S.MZ.MR22K.[Outside cylinder length A in mm].[Finish].[Option]
Example	ICS furniture cylinder MR22K, with short spindle, nickel finish, 25 mm long: M.IC.S.MZ.MR22K.25.NI

Keys

Profile cylinders

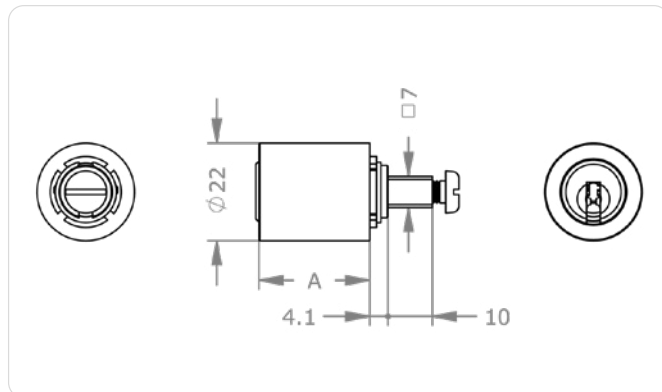
Padlocks

Cam locks

Rim cylinder, outside & inside cylinder

Furniture cylinders

ICS furniture cylinder | MR22L



Product description

The ICS furniture cylinder MR22L from EVVA is suitable for use in furniture doors and drawers. It is equipped with a rectangular rear profile for mounting furniture locks, requires a hole pattern larger

than 22 mm and is fastened to the nut with a screw. Application examples are espagnolette locks, Steloc® Combi, TERZA® Combi and FERMA® 13.600.

Technical information

Cylinder length on the outside A in mm	25 30 35 40 45 50 60 70
Finish	NI – Nickel MS – Brass NP – Polished Nickel NPV – Nickel fully polished MP – Polished brass MPV – Brass fully polished ML – Brass lacquered CR – Chrome CP – Polished chrome CPV – Chrome fully polished PS – Patinated black PB – Patinated brown
Optional technical installation feature	DRS[...] – Espagnolette lock 628/638
Accessories	Spray FinLube
Security features	Locking authorisation request on up to 5 tracks with spring-loaded locking elements Durable length profile Specially shaped locking pins as scanning protection and picking protection Hardened HSS steel pins in the cylinder plug as drilling protection
Technical installation situation	For installation in furniture locks with 7 mm square spindle, such as espagnolette locks, Steloc® Combi, TERZA® Combi and FERMA® 13.600.
Included components	Furniture cylinder incl. 1 fixing screw

Application examples



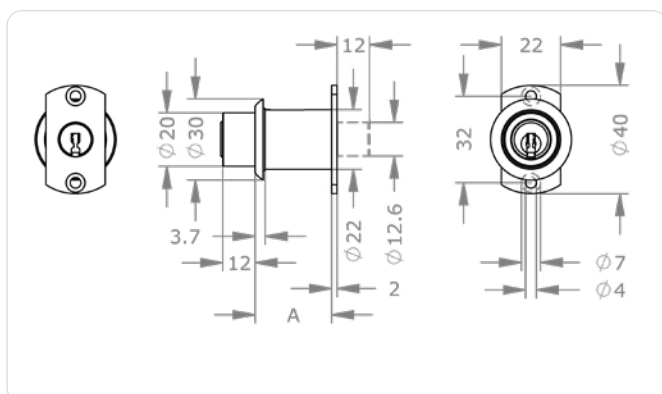
Office furniture well guarded

The furniture cylinder is suitable for locking office cabinets in combination with a Steloc®Combi, lock case 628/638 or Ferma®13 600 furniture lock.

Ordering

Product code	M.IC.S.MZ.MR22L.[Outside cylinder length A in mm].[Finish].[Option]
Example	ICS furniture cylinder MR22L with long spindle, nickel finish, length 30 mm: M.IC.S.MZ.MR22L.30.NI

ICS push cylinder | DRZ22



Application examples



Sliding doors secured

When pressed, sliding furniture doors and wall panels lock.

Product description

The ICS push cylinder DRZ22 is suitable for use in metal and wooden sliding doors. The door is locked by pressing the cylinder. The cylinder requires a hole pattern larger than

22 mm and is rear mounted using a fixingplate. Examples of applications are office-furniture with sliding doors.

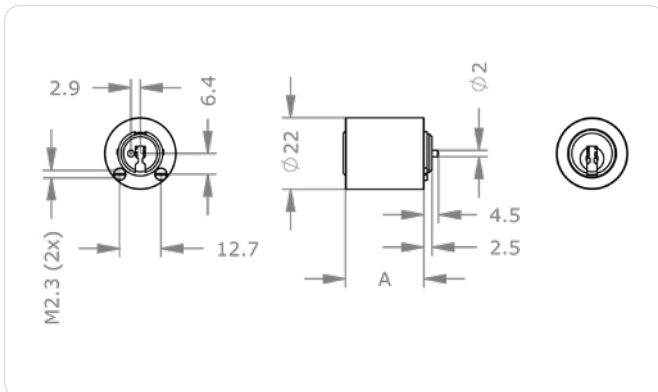
Technical information

Cylinder length on the outside A in mm	28
Finish	NI – Nickel MS – Brass NP – Polished Nickel NPV – Nickel fully polished MP – Polished brass MPV – Brass fully polished ML – Brass lacquered CR – Chrome CP – Polished chrome CPV – Chrome fully polished PS – Patinated black PB – Patinated brown
Optional technical installation feature	KV05 – Plug end elongation 5 mm
Accessories	Spray FinLube
Security features	Locking authorisation request on up to 5 tracks with spring-loaded locking elements Durable length profile Specially shaped locking pins as scanning protection and picking protection Hardened HSS steel pins in the cylinder plug as drilling protection
Technical installation situation	For installation in furniture sliding doors
Included components	Push cylinder without fastening material incl. escutcheon

Ordering

Product code	M.IC.S.MZ.DRZ22.[Outside cylinder length A in mm].[Finish].[Option]
Example	ICS push cylinder, 22 mm, nickel finish, plug end extended: M.IC.S.MZ.DRZ22.28.NI.KV05

ICS olive cylinder | 0Z22



Product description

The ICS furniture cylinder 0Z22 is suitable for use in special furniture olives with a perforation of 22 mm. The cylinder is fastened in the furniture olive by means of rear screws.

Application examples are cylinder olives 3405, 3413.2 and common Heusser olives.

Technical information

Cylinder length on the outside A in mm	24
Finish	NI – Nickel MS – Brass NP – Polished Nickel NPV – Nickel fully polished MP – Polished brass MPV – Brass fully polished ML – Brass lacquered CR – Chrome CP – Polished chrome CPV – Chrome fully polished PS – Patinated black PB – Patinated brown
Options furniture olives	3405 – Olive 3405 3413/2 – Olive 3413.2
Accessories	Spray FinLube
Security features	Locking authorisation request on up to 5 tracks with spring-loaded locking elements Durable length profile Specially shaped locking pins as scanning protection and picking protection Hardened HSS steel pins in the cylinder plug as drilling protection
Technical installation situation	For use in olives 3405, 3412.2 and conventional Heusser olives
Included components	Furniture cylinder incl. 2 fixing screws

Application examples



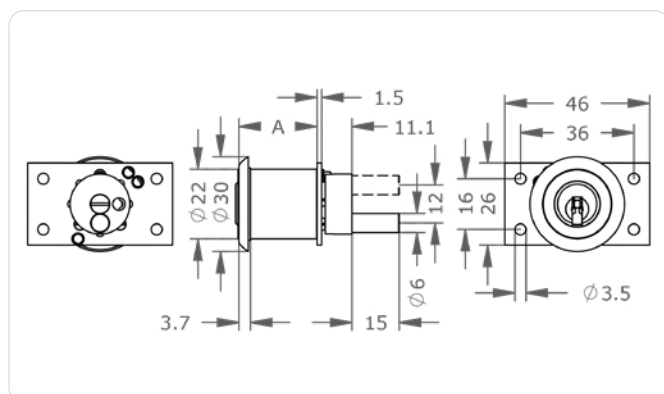

Cylinder with handle

The furniture cylinder is suitable for locking office cabinets when combined with a furniture olive or a furniture knob.


Ordering

Product code	M.IC.S.MZ.0Z22.24.[Finish]
Example	ICS olive cylinder nickel finish: M.IC.S.MZ.0Z22.24.NI

ICS pedestal lock | MR22Z-S



Application examples



Security on wheels

This pedestal lock is specially designed for roll containers with a pedestal lock bar.

Product description

The ICS pedestal lock MR22Z-S is suitable for use in office furniture. Locking takes place by means of linkage via the integrated cam bar. The cylinder requires a hole pattern larger than 22 mm and is rear

mounted using a fixing plate. Examples of use are furniture roll containers and central locking of draws.

Technical information

Cylinder length on the outside A in mm	25 30 35 40 45 50 60 70
Finish	NI – Nickel MS – Brass NP – Polished Nickel NPV – Nickel fully polished MP – Polished brass MPV – Brass fully polished ML – Brass lacquered CR – Chrome CP – Polished chrome CPV – Chrome fully polished PS – Patinated black PB – Patinated brown
Optional technical installation feature	BEFE – Fixing plate square BEFR – Fixing plate round
Accessories	Spray FinLube
Security features	Locking authorisation request on up to 5 tracks with spring-loaded locking elements Durable length profile Specially shaped locking pins as scanning protection and picking protection Hardened HSS steel pins in the cylinder plug as drilling protection
Technical installation situation	For pedestal locks carrier movement 180°, key situation 360°
Included components	Pedestal lock with rectangular fastening plate and escutcheon

Ordering

Product code	M.IC.S.MZ.MR22Z.[Outside cylinder length A in mm].[Finish].[Option]
Example	ICS pedestal lock 22 mm diameter, length 25 mm, nickel finish: M.IC.S.MZ.MR22Z.25.NI

ICS furniture cylinder | ASS24



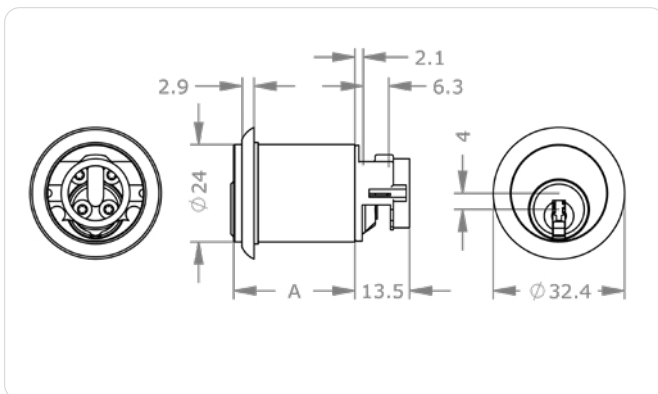
Product description

The ICS furniture cylinder ASS24 is suitable for use in office furniture prepared for JuNie® locks. Installation is very easy thanks to the integrated lock adaptor. The cylinder needs a hole pattern

larger than 24 mm and is fixed in the lock by means of an adaptor. Application examples are espagnolette locks and bolt locks.

Technical information

Cylinder length on the outside A in mm	30
Finish	NI – Nickel MS – Brass NP – Polished Nickel NPV – Nickel fully polished MP – Polished brass MPV – Brass fully polished ML – Brass lacquered CR – Chrome CP – Polished chrome CPV – Chrome fully polished PS – Patinated black PB – Patinated brown
Accessories	Spray FinLube
Security features	Locking authorisation request on up to 5 tracks Up to 13 spring-loaded locking elements Durable length profile Specially shaped locking pins as scanning protection and picking protection Hardened HSS steel pins in the cylinder plug as drilling protection
Technical installation situation	For installation in JuNie® ASS furniture locks
Included components	Furniture cylinder incl. escutcheon and adapter



Application examples



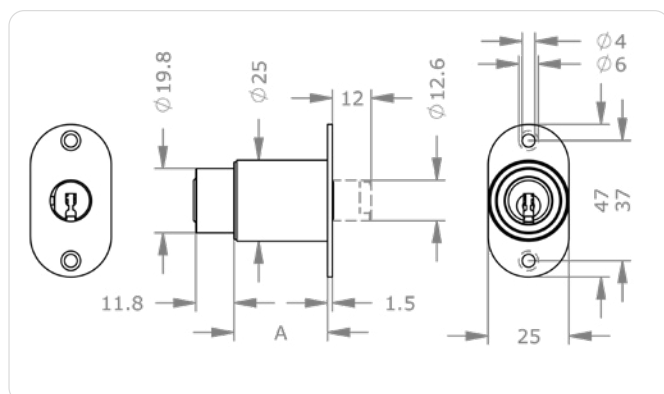
Lockable office cabinets

The furniture cylinder is suitable for locking office cabinets by combining it with a JuNie® ASS furniture lock.

Ordering

Product code	M.IC.S.M.Z.ASS24.30.[Finish]
Example	ICS furniture cylinder for JuNie® lock, nickel finish: M.IC.S.M.Z.ASS24.30.NI

ICS push cylinder | DRZ25



Application examples



Push and secured

When pressed, sliding furniture doors and wall panels lock.

Product description

The ICS push cylinder DRZ25 is suitable for use in metal and wooden sliding doors. The door is locked by pressing the rear of the cylinder. This requires a hole pattern larger

than 25 mm and is rear mounted using a fixing plate. Examples of applications are office furniture with sliding doors.

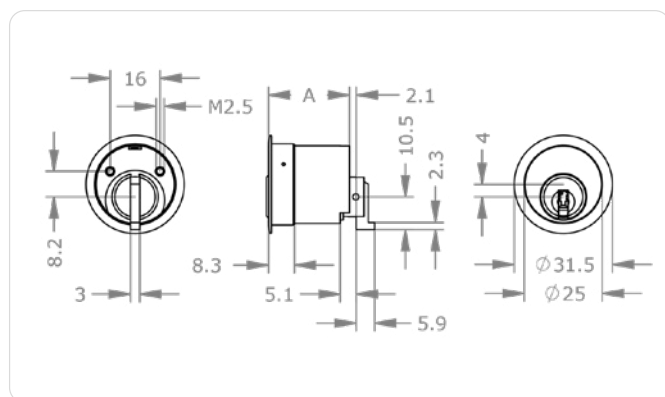
Technical information

Cylinder length on the outside A in mm	29
Finish	NI – Nickel MS – Brass NP – Polished Nickel NPV – Nickel fully polished MP – Polished brass MPV – Brass fully polished ML – Brass lacquered CR – Chrome CP – Polished chrome CPV – Chrome fully polished PS – Patinated black PB – Patinated brown
Optional technical installation feature	KV05 – Plug end elongation 5 mm
Accessories	Spray FinLube
Security features	Locking authorisation request on up to 5 tracks with spring-loaded locking elements Durable length profile Specially shaped locking pins as scanning protection and picking protection Hardened HSS steel pins in the cylinder plug as drilling protection
Technical installation situation	For installation in furniture sliding doors
Included components	Push cylinder

Ordering

Product code	M.IC.S.MZ.DRZ25.29.[Finish].[Option]
Example	ICS push cylinder, 25 mm, nickel finish, plug end extended: M.IC.S.MZ.DRZ25.29.NI.KV05

ICS EVVA furniture cylinder | MR25



Product description

The ICS furniture cylinder MR25 is suitable for use in furniture doors and drawers. On the rear without cam bar, depending on the lock case used. Suitable for a hole pattern larger than 25 mm.

Usually fastened in the lock with 3 screws on the back. Application examples are furniture locks from the UNI4000 and UNI4540 series.

Technical information

Cylinder length on the outside A in mm	26 31 36 41
Finish	NI – Nickel MS – Brass NP – Polished Nickel NPV – Nickel fully polished MP – Polished brass MPV – Brass fully polished ML – Brass lacquered CR – Chrome CP – Polished chrome CPV – Chrome fully polished PS – Patinated black PB – Patinated brown
Optional technical installation feature	4000[...] – Furniture lock Universal 4000 4540[...] – Furniture lock Universal 4540 ERK[...] – Furniture lock ERK GKMR – Door knob 38 mm for furniture doors MAR[...] – Furniture Lock MAR UL – For furniture lock UNI4000 drawer UT – For furniture lock UNI4000 door
Accessories	Spray FinLube Door knob 38 mm for glass and furniture doors
Security features	Locking authorisation request on up to 5 tracks Up to 13 spring-loaded locking elements Durable length profile Specially shaped locking pins as scanning protection and picking protection Hardened HSS steel pins in the cylinder plug as drilling protection
Technical installation situation	For installation in furniture locks
Included components	Furniture cylinder with escutcheon, designed for MAR lock case

Application examples



Perfectly stored

Combined with a furniture lock, this furniture cylinder is a reliable guardian of office cabinets.

Everything under control

With the GKMR option the cylinder is transformed into a door knob.

Ordering

Product code	M.IC.S.MZ.MR25.[Outside cylinder length A in mm].[Finish].[Option]
Example	ICS furniture cylinder 25 mm, 31 mm long, nickel finish for Universal 4000 drawer: M.IC.S.MZ.MR25.31.NI.UL

Keys

Profile cylinders



















Padlocks

Cam locks

Rim cylinder, outside
& inside cylinder

Furniture
cylinders

ICS furniture cylinder | Versions

	Product range	Locking system	Product category	Type	Length/type	Finish	Option	
	M	ICS	MZ				+	...
Hole pattern	22 mm		MR22	25 30 35 40 45 50 60 70		Suitable for cylinder olives Types 3413, 3417 and common Heusser olives		
	22 mm		MR22K	25 30 35 40		Suitable for espagnolette locks with square mount		
	22 mm		MR22L	25 30 35 40 45 50 60 70		Suitable for espagnolette locks, Steloc® combination, TERZA® combi, FERMA® 13.600		
	22 mm		DR222	28		Suitable for office furniture with sliding doors		
	22 mm		OZ22	24		Suitable for cylinder olives Types 3405, 3413.2 and common Heusser olives		
	22 mm		MR22Z	25 30 35 40 45 50 60 70		Suitable for furniture roll containers, central shop locks		
	24 mm		ASS24	30		Suitable for espagnolette locks, Bolt locks		
	25 mm		DR225	29		Suitable for office furniture with sliding doors		
	25 mm		MR25	26 31 36 41		Compatible with furniture locks of the series UNI4000 and UNI4540 and other		

Matching accessories



- NI >> Nickel (standard)
- MS >> Brass
- NP >> Polished Nickel
- NPV >> Nickel fully polished
- MP >> Polished brass lacquered
- MPV >> Brass fully polished
- ML >> Brass lacquered
- CR >> Chrome
- CP >> Polished Chrome
- CPV >> Chrome fully polished
- PS >> Patinated Black
- PB >> Patinated Brown

Suitable options/accessories
> see next page

ICS furniture cylinder | Options & Accessories

Illustrations and ordering examples are shown in deviating systems.



3405 – Olive 3405

Lockable 3405 cylinder olive with 7 mm spindle for left and right hinged cabinet doors.

Technical specifications

For furniture locks with 7 mm spindle | Cylinder olive made of zinc | 7/7/35 mm spindle | LI - for left doors | RE - for right doors

Product code

3405

Ordering example for option

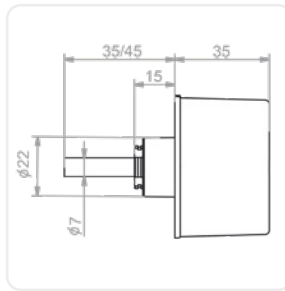
M.[System].MZ.0Z22.24.NI.3405.LI

Ordering example for accessories

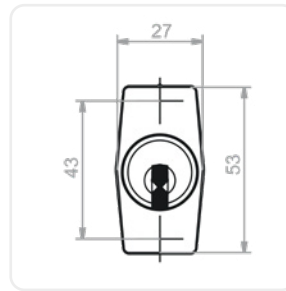
M.ZU.3405.LI



Sample illustration



Sample illustration



Sample illustration



3413 – Olive 3413

Lockable cylinder olive 3413 with 45 mm thumbturn and recess for left and right hinged cabinet doors.

Technical specifications

For furniture locks with 7 mm spindle | Cylinder olive made of zinc | 7/7/35 mm spindle | LI - for left doors | RE - for right doors

Product code

3413

Ordering example for option

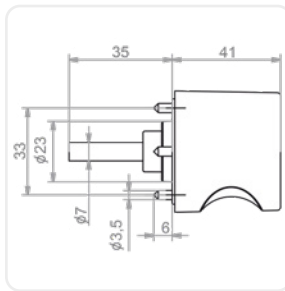
M.[System].MZ.MR22.25.NI.3413.LI

Ordering example for accessories

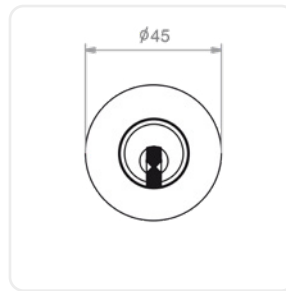
M.ZU.3413.LI



Sample illustration



Sample illustration



Sample illustration



3413/2 – Olive 3413.2

Lockable cylinder olive 3413 with 36 mm thumbturn and recess for left and right hinged cabinet doors.

Technical specifications For furniture locks with 7 mm spindle | Cylinder olive made of zinc | 7/7/35 mm spindle | LI - for left doors | RE - for right doors

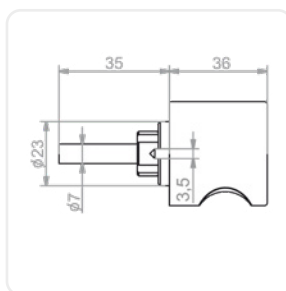
Product code 3413/2

Ordering example for option M.[System].MZ.0Z22.24.NI.3413/2.LI

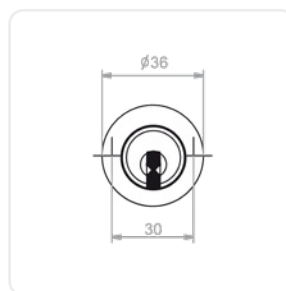
Ordering example for accessories M.ZU.3413/2.LI



Sample illustration



Sample illustration



Sample illustration



3417 – Olive 3417

Lockable cylinder olive 3417 with 40 mm thumbturn and recess, in various RAL colours. For left and right hinged cabinet doors in combination with a furniture lock with 7 mm square spindle.

Variants RAL1004 – RAL 1004 | RAL3003 – RAL 3003 | RAL3005 – RAL 3005 | RAL5002 – RAL 5002 | RAL6012 – RAL 6012 | RAL6022 – RAL 6022 | RAL7016 – RAL 7016 | RAL7035 – RAL 7035 | RAL8014 – RAL 8014 | RAL8017 – RAL 8017 | RAL9005 – RAL 9005 | RAL9010 – Pure white

Technical specifications For furniture locks with 7 mm spindle | Cylinder olive made of zinc | 7/7/35 mm spindle | LI - for left doors | RE - for right doors

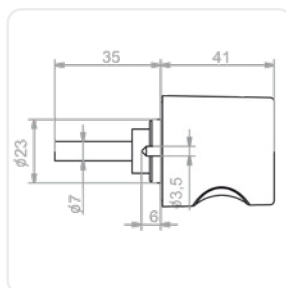
Product code 3417[Variant]

Ordering example for option M.[System].MZ.MR22.25.NI.3417R3003.LI

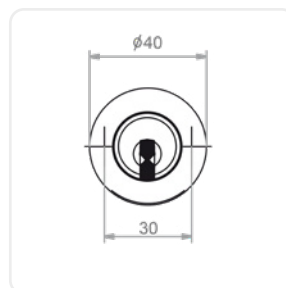
Ordering example for accessories M.ZU.3417R3003.LI



Sample illustration 3417R3003



Sample illustration



Sample illustration

ICS furniture cylinder | Options & Accessories

Illustrations and ordering examples are shown in deviating systems.



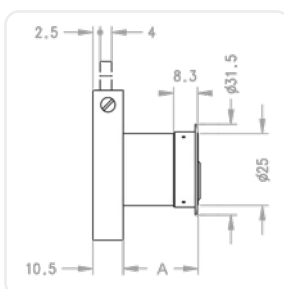
4000[...] – Furniture lock Universal 4000

The furniture lock Universal 4000 is suitable for use in furniture doors, cabinet doors and drawers.

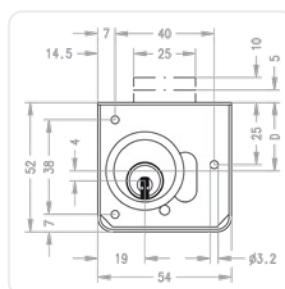
Variants	4000LA – Furniture lock Universal 4000 Drawer 4000LI – Furniture lock Universal 4000 Left 4000RE – Furniture lock Universal 4000 Right
Technical specifications	Small installation dimension of 52 x 54 mm threefold screw connection with door or drawer adjustable backset nickel plated steel locking case and bolt
Product code	4000LA, 4000LI, 4000RE
Ordering example for option	M.[System].MZ.MR25.26.NI.4000LA
Ordering example for accessories	M.ZU.4000LA



Sample illustration 4000LI



Sample illustration 4000LA



Sample illustration 4000LA



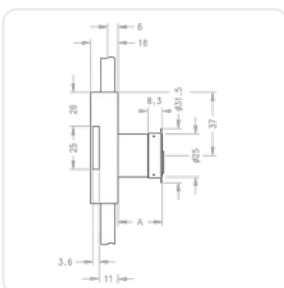
4540[...] – Furniture lock Universal 4540

The furniture lock Universal 4540 is suitable for use in tall cabinet doors that require more than one lock.

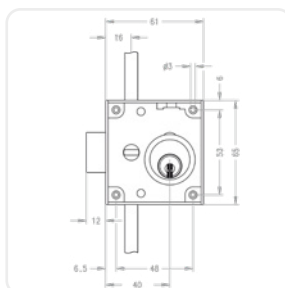
Variants	4540LI – Furniture lock Universal 4540 Left 4540RE – Furniture lock Universal 4540 Right
Technical specifications	Small installation dimensions of 61 x 65 mm fourfold screw connection 40 mm backset nickel plated steel locking case and bold Rotating rods \varnothing 8 flattened to 7 mm suitable for DRST200, DRST250
Product code	4540LI, 4540RE
Ordering example for option	M.[System].MZ.MR25.26.NI.4540RE
Ordering example for accessories	M.ZU.4540RE



Sample illustration 4540RE



Sample illustration 4540RE



Sample illustration 4540RE



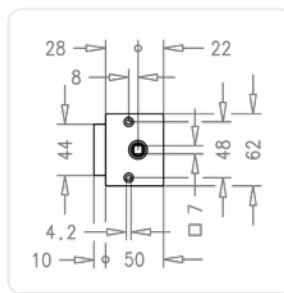
DRS[...] – Espagnolette lock 628/638

The espagnolette lock makes it easy to lock furniture doors with a cylinder olive.

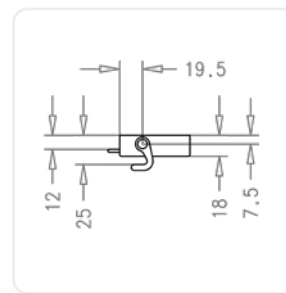
Variants	DRS628 – Espagnolette lock 628 DRS638 – Espagnolette lock 638
Technical specifications	1-turn 7 mm square receptacle can be used on the left/right 628 = backset 28 mm, 638 = backset 38 mm
Included components	Espagnolette lock 628 or 638 2 catch hooks angled striking plate 2 locking bolts and Ø 8 mm fastening screws flattened to 7 mm without Espagnolette
Product code	DRS[...]
Ordering example for option	M.[System].MZ.MR22L.25.NI.628
Ordering example for accessories	M.ZU.628, M.ZU.638



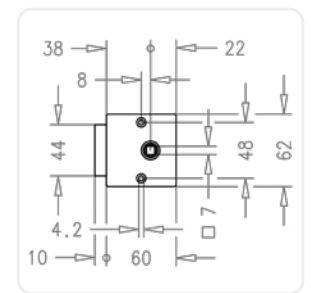
628



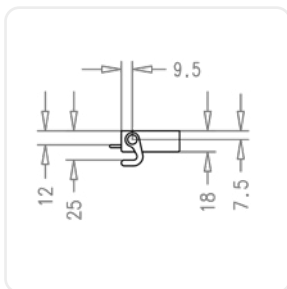
628



628



638



638

ICS furniture cylinder | Options & Accessories

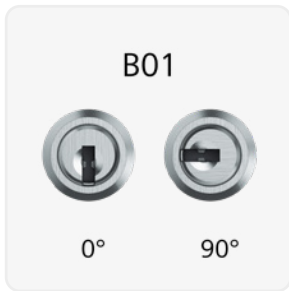
Illustrations and ordering examples are shown in deviating systems.



B[...] – 2 key extracting positions

Allows a key to be removed in a second key extracting position other than the insertion position.

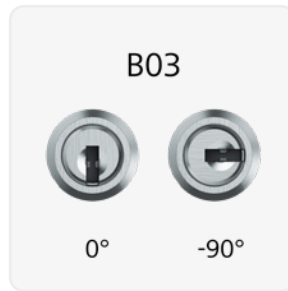
Variants	B01 – 2 key extracting positions 0°, 90° B02 – 2 key extracting positions 0°, 180° B03 – 2 key extracting positions 0°, -90° B12 – 2 key extracting positions 90°, 180° B13 – 2 key extracting positions 90°, -90° B23 – 2 key extracting positions 180°, -90°
Product code	B01, B02, B03, B12, B13, B23
Ordering example for option	M.[System].HB.MB19.23.NI.B01



Sample illustration



Sample illustration



Sample illustration



Sample illustration



Sample illustration



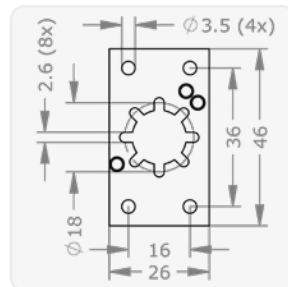
Sample illustration



BEFE – Fixing plate square

Rectangular fixing plate for cylinders with a diameter of 22 mm.

Product code	BEFE
Ordering example for option	M.[System].MZ.DRZ22.25.NI.BEFE
Ordering example for accessories	M.ZU.BEFE

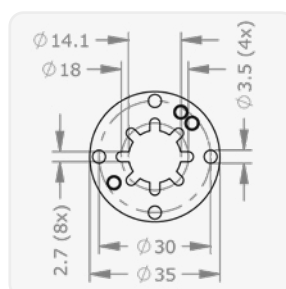





BEFR – Fixing plate round

Round fixing plate, for cylinders with a diameter of 22 mm.

Product code	BEFR
Ordering example for option	M.[System].MZ.DRZ22.25.NI.BEFR
Ordering example for accessories	M.ZU.BEFR



D04 – 4 key extracting positions 0°, 90°, 180°, 270°

Allows a switch to be operated by removing the key in four positions, each at 90° to the other.

Product code	D04
Ordering example for option	M.[System].SZ.MR22.25.NI.D04



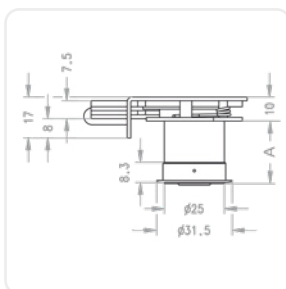
ERK[...] – Furniture lock ERK

The snap-in roller box lock is suitable for milling into roller drawers, roller shutter doors and other furniture locks.

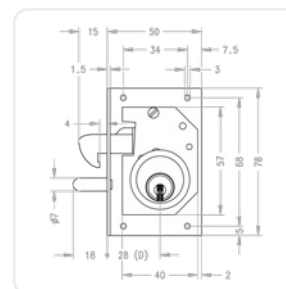
Variants	LI – Left RE – Right
Technical specifications	Galvanised steel lock case solid lock case design 7 mm guide bolts
Product code	ERK[LI, RE]
Ordering example for option	M.[System].MZ.MR25.26.NI.ERKRE
Ordering example for accessories	M.ZU.ERKRE



Sample illustration ERKRE



Sample illustration ERKRE



Sample illustration ERKRE

ICS furniture cylinder | Options & Accessories

Illustrations and ordering examples are shown in deviating systems.



FIN[...] – Spray FinLube

Multi-purpose spray to clean, lubricate and protect.

Variants	0088002458 – Finlube 100ml 0088002431 – Finlube 300ml 0088002423 – Finlube 500ml
Product code	M.TE[0088002458, 0088002431, 0088002423]
Ordering example for accessories	M.TE.0088002431



Sample illustration



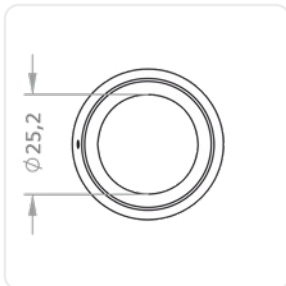
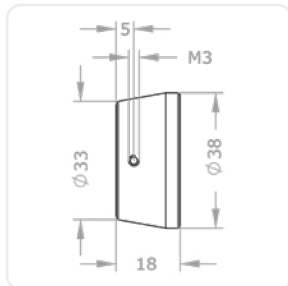
GKMR – Door knob 38 mm for furniture doors

For use in furniture doors in combination with a furniture cylinder.

Technical specifications	Height 18 mm, conical diameter 38 to 33.2 mm Fastened with M3 side holes Base material nickel plated brass
Product code	GKMR
Ordering example for option	M.[System].MZ.MR25.26.NI.GKMR
Ordering example for accessories	M.ZU.GKMR



Sample illustration

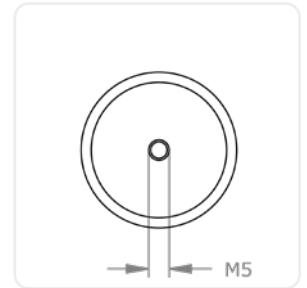
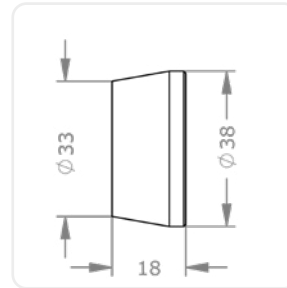




GKV – Door knob 38 mm for glass and furniture doors

For use in furniture doors as a blind thumbturn without cylinder cut-out.

Technical specifications	Suitable for GKMR
Product code	GKV
Ordering example for accessories	M.ZU.GKV



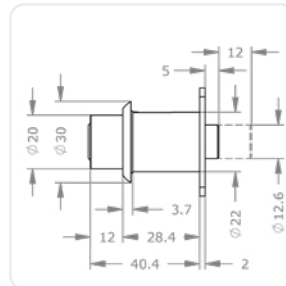
KV05 – Plug end elongation 5 mm

The plug is extended by 5 mm at the rear of the cylinder. Push cylinder for use in sliding doors with a greater offset or for thicker doors.

Product code	KV05
Ordering example for option	M.[System].MZ.DRZ22.28.NI.KV05



Sample illustration



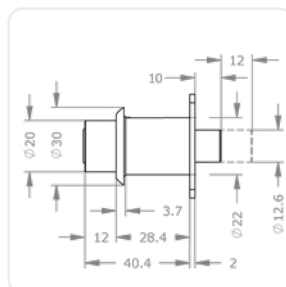
KV10 – Plug end elongation 10 mm

The plug is extended by 10 mm at the rear of the cylinder. Push cylinder for use in sliding doors with a greater offset or for thicker doors.

Product code	KV10
Ordering example for option	M.[System].MZ.DRZ22.28.NI.KV10



Sample illustration



ICS furniture cylinder | Options & Accessories

Illustrations and ordering examples are shown in deviating systems.



MAR[...] – Furniture Lock MAR

The stop bolt lock with 4-fold screw connection is ideal for the simple locking of drawers, locker doors and cabinets.

Variants

Type, backset, left/right/drawer: MAR30LI – Furniture Lock MAR Left, Backset 30 | MAR35LI – Furniture Lock MAR Left, Backset 35 | MAR40LI – Furniture Lock MAR Left, Backset 40 | MAR45LI – Furniture Lock MAR Left, Backset 45 | MAR50LI – Furniture Lock MAR Left, Backset 50 | MAR60LI – Furniture Lock MAR Left, Backset 60 | MAR30RE – Furniture Lock MAR Right, Backset 30 | MAR35RE – Furniture Lock MAR Right, Backset 35 | MAR40RE – Furniture Lock MAR Right, Backset 40 | MAR45RE – Furniture Lock MAR Right, Backset 45 | MAR50RE – Furniture Lock MAR Right, Backset 50 | MAR60RE – Furniture Lock MAR Right, Backset 60 | MAR30LA – Furniture Lock MAR Drawer, Backset 30 | MAR35LA – Furniture Lock MAR Drawer, Backset 35 | MAR40LA – Furniture Lock MAR Drawer, Backset 40 | MAR45LA – Furniture Lock MAR Drawer, Backset 45 | MAR50LA – Furniture Lock MAR Drawer, Backset 50 | MAR60LA – Furniture Lock MAR Drawer, Backset 60

Technical specifications

Solid lock case design | 1-turn 10 mm bolt ejection

Product code

MAR[Backset D in mm][LI,RE,LA]

Ordering example for option

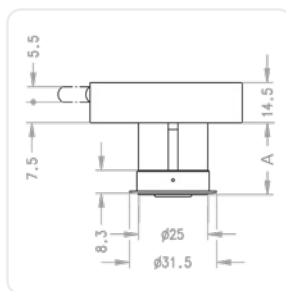
M.[System].MZ.MR25.26.NI.MAR35LI

Ordering example for accessories

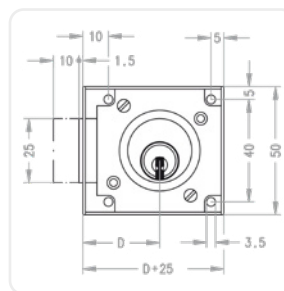
M.ZU.MAR35LA



Sample illustration MAR30LI



Sample illustration MAR[D]RE



Sample illustration MAR[D]RE



ROGT – Escutcheon for glass doors for push cylinders

Suitable for use in combination with a push cylinder in display cabinet doors or glass sliding doors, conical outer diameter of 44.5 to 40.5 mm.

Technical specifications

Basic material nickel plated brass | fixing at the rear with 2 M4 holes

Product code

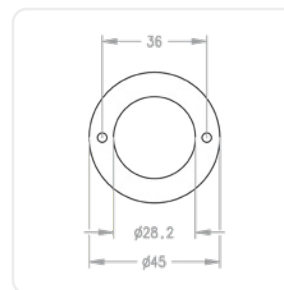
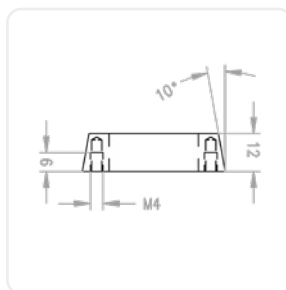
ROGT

Ordering example for option

M.[System].MZ.DR28.26.NI.ROGT

Ordering example for accessories

M.ZU.ROGT

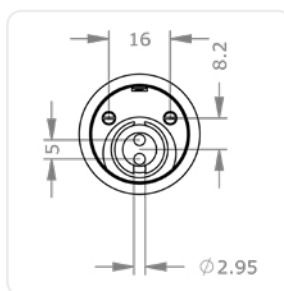
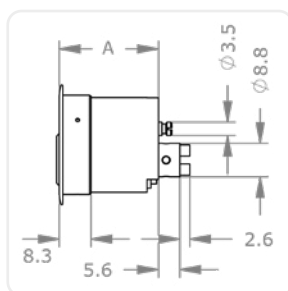




UL – For furniture lock UNI4000 drawer

Cylinder version for use in the Universal 4000 furniture lock for installation in drawers.

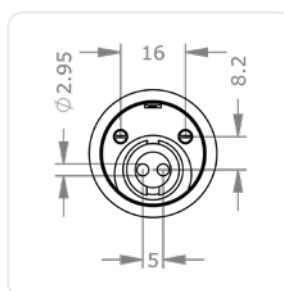
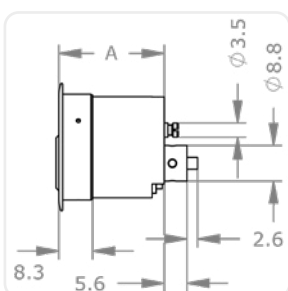
Product code	UL
Ordering example for option	M.[System].MZ.MR25.26.NI.UL



UT – For furniture lock UNI4000 door

Cylinder version for use in the Universal 4000 furniture lock for door installation.

Product code	UT
Ordering example for option	M.[System].MZ.MR25.26.NI.UT






Switch & switching cylinder



Turn on, turn off
A range of suitable cylinder types for operation of electronic switching devices, suitable for a wide variety of installation situations.



Switch integrated
Cylinders with electronic microswitches for AC and DC.



Everything under control
Integrated into master key systems and in central switch devices, they make a significant contribution to building security.

Keys

Profile cylinders

Padlocks

Cam locks

Rim cylinder, outside & inside cylinder

Furniture cylinders

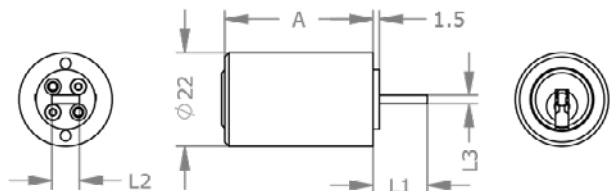
Switch cylinders

ICS switching cylinder | MR22AF

View from the outside



View from the inside



Product description

The ICS switching cylinder MR22AF is suitable for use in different keyswitches. It is equipped with configurable tail bar on the back. It fits a hole pattern larger than 22 mm and is fastened by 2 rear screws.

Examples of applications are alarm systems, escalators and control units.

Technical information

Cylinder length on the outside A in mm	35
Finish	NI – Nickel MS – Brass NP – Polished Nickel NPV – Nickel fully polished MP – Polished brass MPV – Brass fully polished ML – Brass lacquered CR – Chrome CP – Polished chrome CPV – Chrome fully polished PS – Patinated black PB – Patinated brown
Optional technical installation feature	BEFE – Fixing plate square BEFR – Fixing plate round SPI[...] – Special tail bar
Optional usage feature	D04 – 4 key extracting positions 0°, 90°, 180°, 270°
Accessories	Spray FinLube
Security features	Locking authorisation request on up to 5 tracks with spring-loaded locking elements Durable length profile Specially shaped locking pins as scanning protection and picking protection Hardened HSS steel pins in the cylinder plug as drilling protection
Technical installation situation	When selecting the switching cylinder, it must be ensured that the switch angle of the cylinder matches that of the switch
Included components	Switching cylinder with tail bar as specified

Application examples



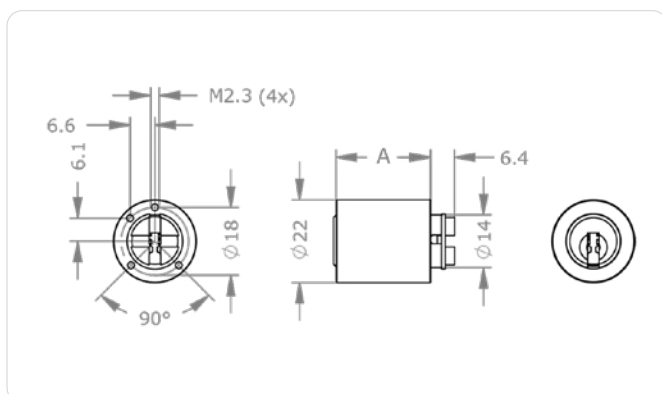

In no time at all

This switching cylinder is suitable for installation in existing switch inserts or flush switches.

Ordering

Product code	M.IC.SZ.MR22AF.[Outside cylinder length A in mm].[Finish].[Option]
Example	ICS switching cylinder MR22AF, length 35 mm, nickel finish, key removal top and bottom: M.IC.SZ.MR22AF.35.NI.B02

ICS switching cylinder | MR22A



Application examples



In no time at all

This switching cylinder is suitable for installation in existing switch inserts or flush switches.

Product description

The ICS Switching cylinder MR22A is suitable for use in different key switches. It does not have a cam bar on the rear, fits a hole pattern larger than 22 mm and is

rear mounted with 2 screws. Examples of applications are alarm systems, escalators and control units.

Technical information

Cylinder length on the outside A in mm	25 35
Finish	NI – Nickel MS – Brass NP – Polished Nickel NPV – Nickel fully polished MP – Polished brass MPV – Brass fully polished ML – Brass lacquered CR – Chrome CP – Polished chrome CPV – Chrome fully polished PS – Patinated black PB – Patinated brown
Optional usage feature	D04 – 4 key extracting positions 0°, 90°, 180°, 270°
Accessories	Spray FinLube
Security features	Locking authorisation request on up to 5 tracks with spring-loaded locking elements Durable length profile Specially shaped locking pins as scanning protection and picking protection Hardened HSS steel pins in the cylinder plug as drilling protection
Technical installation situation	When selecting the switching cylinder, it must be ensured that the switch angle of the cylinder matches that of the switch
Included components	Switching cylinder with tail bar as specified

Ordering

Product code	M.IC.SZ.MR22A.[Outside cylinder length A in mm].[Finish].[Option]
Example	ICS switching cylinder MR22A, length 25 mm, nickel finish, key removal top and bottom: M.IC.SZ.MR22A.25.NI.B02

Keys

Profile cylinders

Padlocks

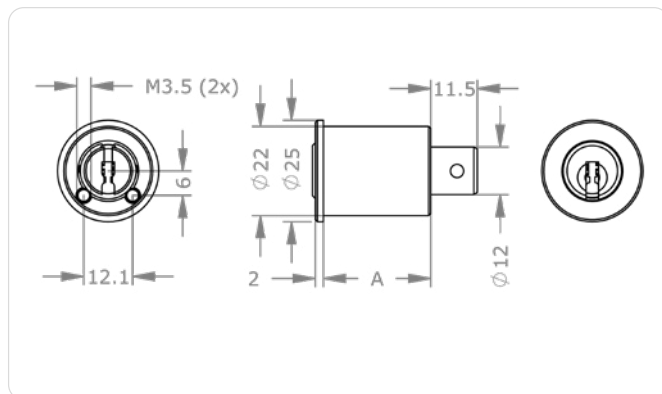

Cam locks

Rim cylinder, outside & inside cylinder

Furniture cylinders

Switch cylinders

ICS switching cylinder | AZ22



Product description


The ICS switching cylinder AZ22 is suitable for use in different key switches. The cylinder does not have a cam bar on the rear, it fits a hole pattern larger than 22 mm with a 25 mm collar and is

fastened in the switch by two screws on the back. Examples of applications are lift systems, escalators and control units.

Technical information

Cylinder length on the outside A in mm	27
Finish	NI – Nickel MS – Brass NP – Polished Nickel NPV – Nickel fully polished MP – Polished brass MPV – Brass fully polished ML – Brass lacquered CR – Chrome CP – Polished chrome CPV – Chrome fully polished PS – Patinated black PB – Patinated brown
Optional usage feature	B[...] – 2 key extracting positions D04 – 4 key extracting positions 0°, 90°, 180°, 270°
Accessories	Spray FinLube
Security features	Locking authorisation request on up to 5 tracks with spring-loaded locking elements Durable length profile Specially shaped locking pins as scanning protection and picking protection Hardened HSS steel pins in the cylinder plug as drilling protection
Technical installation situation	For use in switches with hole pattern larger than 22 mm with rear mounting
Included components	Switching cylinder

Application examples



Securely up and down

This cylinder is suitable e.g. for installation in escalator control function circuits.

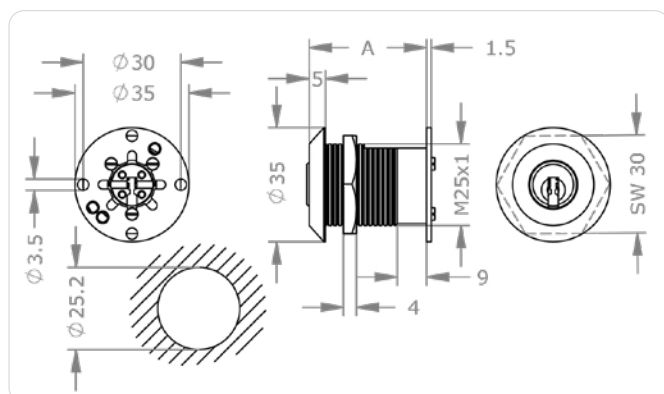
In no time at all

Also suitable for installation in existing switch inserts or flush switches.

Ordering

Product code	M.IC.SZ.AZ22.27.[Finish].[Option]
Example	ICS switching cylinder AZ22, nickel finish, key removal top and bottom: M.IC.SZ.AZ22.27.NI.B02

ICS switching cylinder | MB25



Application examples



In no time at all

This switching cylinder is suitable for installation in existing switch inserts or flush switches.

Product description

The ICS Switching cylinder MB25 is suitable for use in key switches with several switch positions. It is equipped with configurable tail bar on the back, fits a hole pattern larger than 25 mm and is fastened

on the inside by a flat nut or a screw-on plate. Application examples are control panels and machine switches.

Technical information


Cylinder length on the outside A in mm	25 36
Finish	NI – Nickel MS – Brass NP – Polished Nickel NPV – Nickel fully polished MP – Polished brass MPV – Brass fully polished ML – Brass lacquered CR – Chrome CP – Polished chrome CPV – Chrome fully polished PS – Patinated black PB – Patinated brown
Optional technical installation feature	SP[...] – Special tail bar
Optional usage feature	B[...] – 2 key extracting positions D04 – 4 key extracting positions 0°, 90°, 180°, 270°
Accessories	Spray FinLube
Security features	Locking authorisation request on up to 5 tracks with spring-loaded locking elements Durable length profile Specially shaped locking pins as scanning protection and picking protection Hardened HSS steel pins in the cylinder plug as drilling protection
Technical installation situation	For use in switches that are prepared for a compression fitting
Included components	Switching cylinder with tail bar as specified

Ordering

Product code	M.IC.S.Z.MB25.[Outside cylinder length A in mm].[Finish].[Option]
Example	ICS switching cylinder MB25, length 25 mm, nickel finish, key removal top and bottom: M.IC.S.Z.MB25.25.NI.B02

Keys
Profile cylinders
Padlocks
Cam locks
Rim cylinder, outside & inside cylinder
Furniture cylinders
Switch cylinders

ICS switching cylinder | MR28A



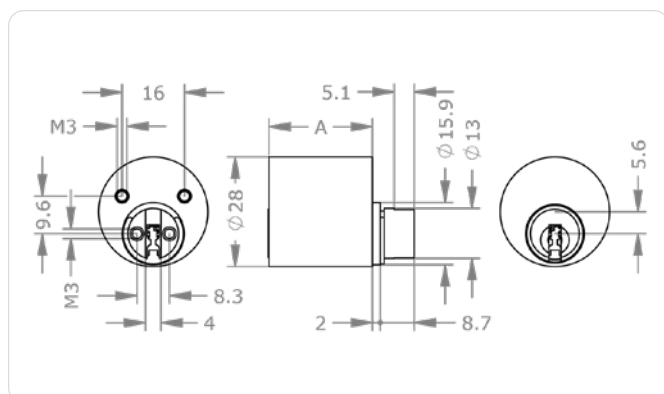
Product description

The ICS lift cylinder MR28A is suitable for use in various lift control systems. It is equipped without a cam bar on the rear, fits a hole pattern larger than 28 mm and is rear mounted


with two screws. Application examples are lift systems and escalators.

Technical information

Cylinder length on the outside A in mm	26 31
Finish	NI – Nickel MS – Brass NP – Polished Nickel NPV – Nickel fully polished MP – Polished brass MPV – Brass fully polished ML – Brass lacquered CR – Chrome CP – Polished chrome CPV – Chrome fully polished PS – Patinated black PB – Patinated brown
Accessories	Spray FinLube
Security features	Locking authorisation request on up to 5 tracks with spring-loaded locking elements Durable length profile Specially shaped locking pins as scanning protection and picking protection Hardened HSS steel pins in the cylinder plug as drilling protection
Technical installation situation	For use in lifts or lift controls with a hole pattern larger than 28 mm
Included components	Lift cylinder without cam bar



Application examples



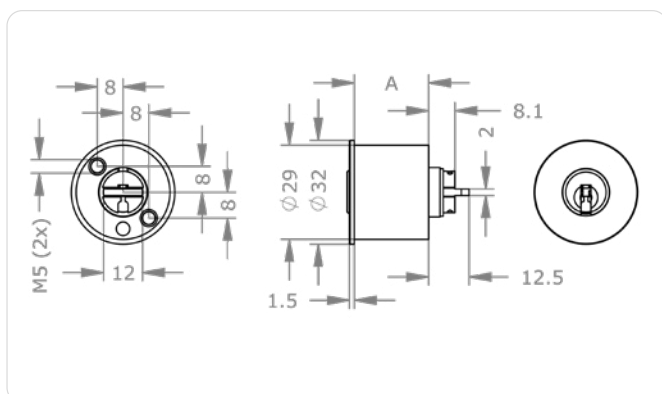
Securely up and down

This cylinder is suitable e.g. for installation in escalator control function circuits.

Ordering

Product code	M.IC.SZ.MR28A.[Outside cylinder length A in mm].[Finish].[Option]
Example	ICS lift cylinder, 28 mm, nickel finish, length 26 mm: M.IC.SZ.MR28A.26.NI

ICS switching cylinder | AZ29SZ



Product description


The ICS Switching cylinder AZ29SZ is suitable for use in various lift controls. It is equipped with EDP tail bar at the rear, fits a hole pattern larger than 29 mm with 32 mm collar and is fastened by

three threaded holes M5 at the rear. Application examples are lift systems and escalators.

Technical information

Cylinder length on the outside A in mm	23
Finish	NI – Nickel MS – Brass NP – Polished Nickel NPV – Nickel fully polished MP – Polished brass MPV – Brass fully polished ML – Brass lacquered CR – Chrome CP – Polished chrome CPV – Chrome fully polished PS – Patinated black PB – Patinated brown
Optional usage feature	B[...] – 2 key extracting positions D04 – 4 key extracting positions 0°, 90°, 180°, 270°
Accessories	Spray FinLube
Security features	Locking authorisation request on up to 5 tracks with spring-loaded locking elements Durable length profile Specially shaped locking pins as scanning protection and picking protection Hardened HSS steel pins in the cylinder plug as drilling protection
Technical installation situation	For use in key switches, prepared for EDP tail bars
Included components	Switching cylinder with EDP tail bar

Application examples



Securely up and down

This cylinder is suitable e.g. for installation in escalator control function circuits.

Ordering

Product code	M.IC.S.SZ.AZ29SZ.23.[Finish].[Option]
Example	ICS switching cylinder AZ29, with EDP blocking bar, nickel finish, key withdrawal from top and bottom: M.IC.S.SZ.AZ29SZ.23.NI.B02

Keys

Profile cylinders

Padlocks

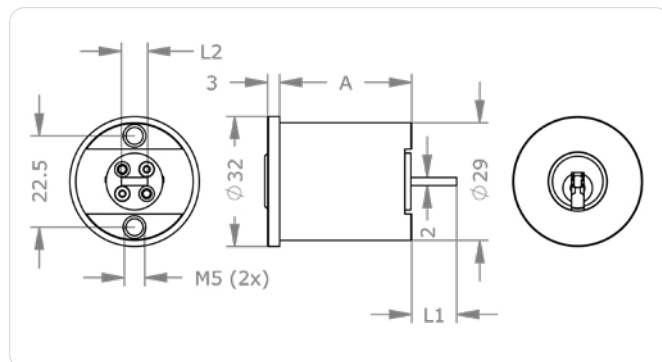
Cam locks

Rim cylinder, outside & inside cylinder

Furniture cylinders

Switch cylinders

ICS switching cylinder | AZ29



Product description

The ICS Switching cylinder AZ29 is suitable for use in key switches with several switch positions. It is equipped with configurable tail bar on the rear and fits a hole pattern larger than 29 mm with 32

mm collar. It is fastened by two rear threaded holes M5. Examples of applications are alarm systems, escalators and control units.

Technical information

Cylinder length on the outside A in mm	33 41
Finish	NI – Nickel MS – Brass NP – Polished Nickel NPV – Nickel fully polished MP – Polished brass MPV – Brass fully polished ML – Brass lacquered CR – Chrome CP – Polished chrome CPV – Chrome fully polished PS – Patinated black PB – Patinated brown
Optional technical installation feature	SP[...] – Special tail bar
Optional usage feature	B[...] – 2 key extracting positions D04 – 4 key extracting positions 0°, 90°, 180°, 270° F06 – 6 key extracting positions 0°, 60°, 120°, 180°, 240°, 300°
Accessories	Spray FinLube
Security features	Locking authorisation request on up to 5 tracks with spring-loaded locking elements Durable length profile Specially shaped locking pins as scanning protection and picking protection Hardened HSS steel pins in the cylinder plug as drilling protection
Technical installation situation	For use in key switches
Included components	Switching cylinder

Application examples



Secure in the carousel


This cylinder is especially suitable for revolving door function switches.

Ordering

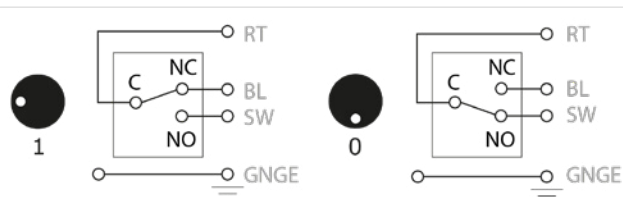
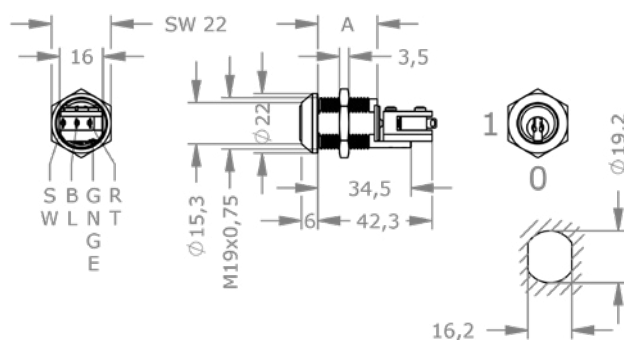
Product code	M.IC.SZ.AZ29.[Outside cylinder length A in mm].[Finish].[Option]
Example	ICS switching cylinder AZ29, length 33 mm, nickel finish, key removal top and bottom: M.IC.SZ.AZ29.33.NI.B02

ICS switch cylinder | MB19SZ

View from the outside



View from the inside



Standards and guidelines



Product description

The ICS switch cylinder MB19SZ is suitable for direct integration into circuits. It is equipped with a microswitch on the rear, fits a hole pattern larger than 19 mm and is flattened on the side (anti-twist

device). It is fastened on the inside by a flat nut. Application examples are control panels and machine switches.

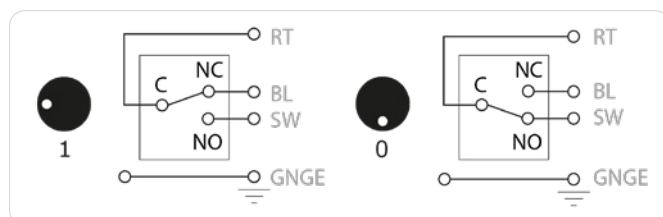
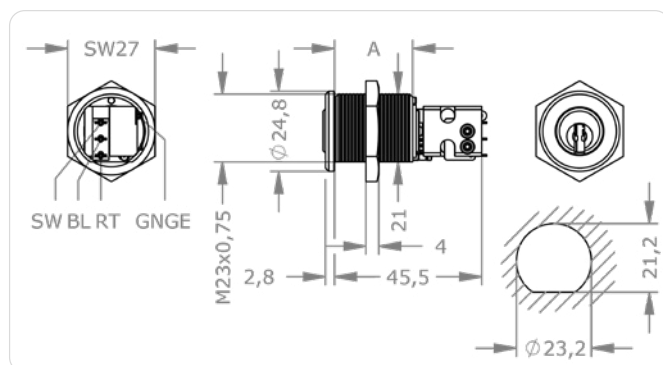
Technical information

Cylinder length on the outside A in mm	39
Finish	NI – Nickel MS – Brass NP – Polished Nickel MP – Polished brass ML – Brass lacquered CR – Chrome CP – Polished chrome PS – Patinated black PB – Patinated brown
Optional usage feature	B01 – 2 key extracting positions 0°, 90°
Accessories	Spray FinLube
Security features	Locking authorisation request on up to 5 tracks with spring-loaded locking elements Durable length profile Specially shaped locking pins as scanning protection and picking protection Hardened HSS steel pins in the cylinder plug as drilling protection
Standards and guidelines	CE
Technical installation situation	Possible switching capacities: 50 VAC: 5 A 0-15 VDC: 5 A 15-30 VDC: 3 A 250 VAC, 5 A
Included components	Switch cylinder with integrated microswitch

Ordering

Product code	M.IC.S.SZ.MB19SZ.39.[Finish].[Option]
Example	ICS Switch cylinder, 19 mm diameter, nickel finish, with 2 key extracting positions: M.IC.S.SZ.MB19SZ.39.NI.B01

ICS switch cylinder | MB23SZ



Standards and guidelines



Product description

The ICS switch cylinder MB23SZ is suitable for direct integration in circuits. It is equipped with a microswitch on the rear, fits a hole pattern larger than 23 mm and is flattened at the bottom

(anti-twist device). It is fastened on the inside by a flat nut. Application examples are control panels and machine switches.

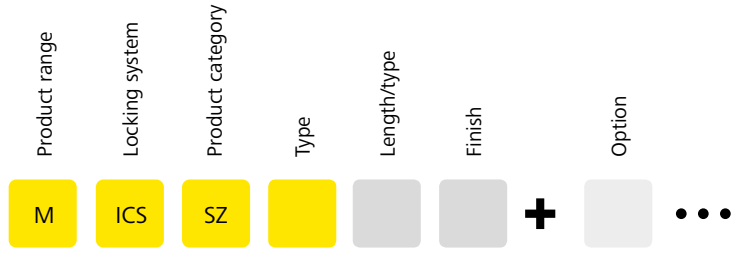
Technical information

Cylinder length on the outside A in mm	42
Finish	NI – Nickel MS – Brass NP – Polished Nickel MP – Polished brass ML – Brass lacquered CR – Chrome CP – Polished chrome PS – Patinated black PB – Patinated brown
Optional usage feature	B01 – 2 key extracting positions 0°, 90° FED – Spring return
Accessories	Spray FinLube
Security features	Locking authorisation request on up to 5 tracks with spring-loaded locking elements Durable length profile Specially shaped locking pins as scanning protection and picking protection Hardened HSS steel pins in the cylinder plug as drilling protection
Standards and guidelines	CE
Technical installation situation	Possible switching capacities: 50 VAC: 5 A 0-15 VDC: 5 A 15-30 VDC: 3 A 250 VAC, 5 A
Included components	Switch cylinder with integrated microswitch

Ordering

Product code	M.IC.S.SZ.MB23SZ.42.[Finish].[Option]
Example	ICS Switch cylinder, 23 mm diameter, nickel finish, with 2 key extracting positions: M.IC.S.SZ.MB23SZ.42.NI.B01


ICS switch & switching cylinder | Versions















Hole pattern







Hole pattern	Switching cylinder	Type	Length/type	Finish	Form adapter switch mounting	possible Options
22 mm		MR22AF	35			B.. D04 SP.
22 mm		MR22A	25 35			B.. D04 SP.
22 mm		AZ22	27			B.. D04
25 mm		MB25	25 36			B.. D04 SP.
28 mm		MR28A	26 31			
29 mm		AZ29SZ	23			B.. D04
29 mm		AZ29	33 41			B.. D04 F06 SP.
19 mm		MB19SZ	39			B01
23 mm		MB23SZ	42			B01 FED

Special tail bar



- NI >>  Nickel (standard)
- MS >>  Brass
- NP >>  Polished Nickel inside
- NPV >>  Nickel fully polished
- MP >>  Polished Brass lacquered inside
- MPV >>  Brass fully polished
- ML >>  Brass lacquered
- CR >>  Chrome
- CP >>  Polished Chrome inside
- CPV >>  Chrome fully polished
- PS >>  Patinated Black
- PB >>  Patinated Brown

2 Key extracting positions

- B01 
- B03 
- B23 
- B12 
- B02 
- B13 

4 key extracting positions

- D04 

6 key extracting positions

- F06 

Width L2 Length L1 Thickness L3

	Width L2	Length L1	Thickness L3
SP01	6.5	11.3	2.0
SP02	6.5	12.3	2.0
SP03	6.5	12.9	2.0
SP04	6.5	17.8	2.0
SP05	6.5	19.5	2.0
SP06	9.0	6.8	1.5
SP07	9.0	8.8	1.5
SP08	9.0	9.8	2.0
SP09	9.0	10.2	2.0
SP11	10.0	4.3	2.0
SP12	10.0	8.8	2.0
SP13	10.0	11.8	2.0
SP14	15.0	12.0	2.0



Possible switching capacities

- 250 VAC: 5 A
- 0-15 VDC: 5 A
- 15-30 VDC: 3 A

Keys

Profile cylinders

Padlocks

Cam locks

Rim cylinder, outside & inside cylinder

Furniture cylinders

Switch cylinders

ICS switch & switching cylinder | Options & Accessories

Illustrations and ordering examples are shown in deviating systems.



B[...] – 2 key extracting positions

Allows a key to be removed in a second key extracting position other than the insertion position.

Variants	B01 – 2 key extracting positions 0°, 90° B02 – 2 key extracting positions 0°, 180° B03 – 2 key extracting positions 0°, -90° B12 – 2 key extracting positions 90°, 180° B13 – 2 key extracting positions 90°, -90° B23 – 2 key extracting positions 180°, -90°
Product code	B01, B02, B03, B12, B13, B23
Ordering example for option	M.[System].HB.MB19.23.NI.B01




Sample illustration



Sample illustration




Sample illustration



Sample illustration



Sample illustration



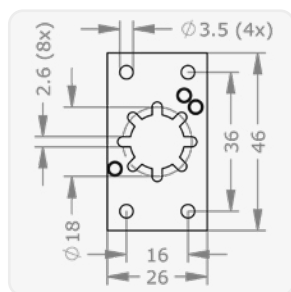
Sample illustration



BEFE – Fixing plate square

Rectangular fixing plate for cylinders with a diameter of 22 mm.

Product code	BEFE
Ordering example for option	M.[System].MZ.DRZ22.25.NI.BEFE
Ordering example for accessories	M.ZU.BEFE

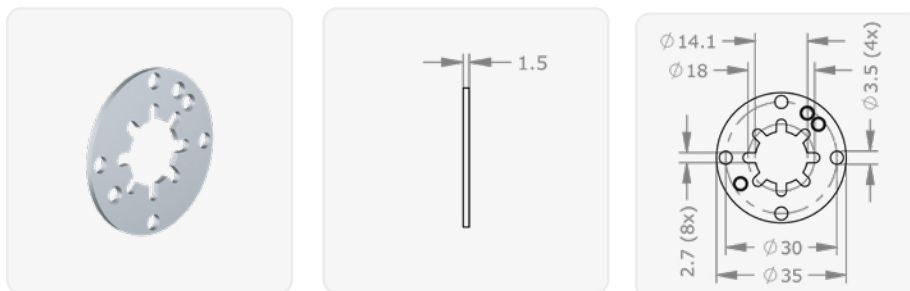




BEFR – Fixing plate round

Round fixing plate, for cylinders with a diameter of 22 mm.

Product code	BEFR
Ordering example for option	M.[System].MZ.DRZ22.25.NI.BEFR
Ordering example for accessories	M.ZU.BEFR



D04 – 4 key extracting positions 0°, 90°, 180°, 270°

Allows a switch to be operated by removing the key in four positions, each at 90° to the other.

Product code	D04
Ordering example for option	M.[System].SZ.MR22.25.NI.D04



F06 – 6 key extracting positions 0°, 60°, 120°, 180°, 240°, 300°

Allows a switch to be operated by removing the key in six positions, each at 60° to the other.


Product code	F06
Ordering example for option	M.[System].SZ.SZ29.33.NI.F06



FED – Spring return

The MB23SZ switch cylinder is designed with a key spring reset.

Product code	FED
Ordering example for option	M.[System].SZ.MB23SZ.42.NI.FED



SP[...] – Special tail bar

Tail bars in various sizes for precise fitting in switches

Variants	SP01 – Tail bar 1 SP02 – Tail bar 2 SP03 – Tail bar 3 SP04 – Tail bar 4 SP05 – Tail bar 5 SP06 – Tail bar 6 SP07 – Tail bar 7 SP08 – Tail bar 8 SP09 – Tail bar 9 SP11 – Tail bar 10 SP12 – Tail bar 11 SP13 – Tail bar 12 SP14 – Tail bar 13
Technical specifications	Type, width L2 x length L1 x thickness L3 in mm: SP01, 6.5 x 11.3 x 2.0 SP02, 6.5 x 12.3 x 2.0 SP03, 6.5 x 12.9 x 2.0 SP04, 6.5 x 17.8 x 2.0 SP05, 6.5 x 19.5 x 2.0 SP06, 9.0 x 6.8 x 1.5 SP07, 9.0 x 8.8 x 1.5 SP08, 9.0 x 9.8 x 2.0 SP09, 9.0 x 10.2 x 2.0 SP11, 10.0 x 4.3 x 2.0 SP12, 10.0 x 8.8 x 2.0 SP13, 10.0 x 11.8 x 2.0 SP14, 15.0 x 12.0 x 2.0
Product code	SP[...]
Ordering example for option	M.[System].SZ.MR22.25.NI.SP01





Insert cylinder



Padlock integrated
Padlocks with Snowman profile can be integrated into master key systems with the PZE. SNOW padlock insert cylinder.



Garden gate integrated
Garden gates with CISA® locks can be integrated into master key systems using a PZE.EK insert cylinder.



Integrated anti-panic lock
With the insert cylinder PZE. CAP, doors with CISA® panic bars can be integrated into master key systems.

ICS padlock insert | PZE.SNOW



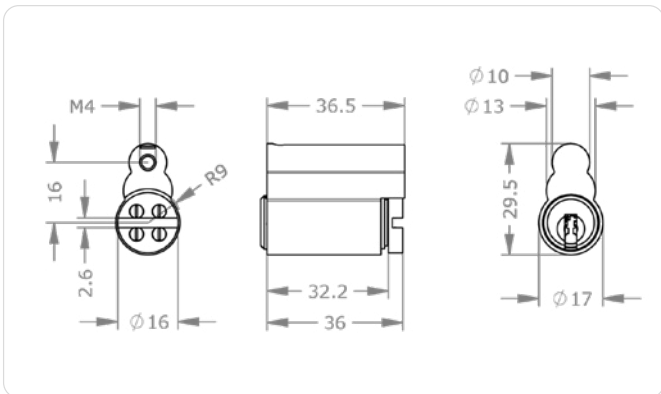
Product description

The ICS padlock insert PZE.SNOW is suitable for use in a wide range of Scandinavian padlocks with a „Snowman“ cylinder recess. Without a cam bar on the rear, the cylinder is

secured through the rear hole in the body, according to the padlock used.

Technical information

Finish	NI – Nickel MS – Brass NP – Polished Nickel MP – Polished brass ML – Brass lacquered CR – Chrome CP – Polished chrome PS – Patinated black PB – Patinated brown
Optional usage feature	VAR – VARIO
Accessories	Spray FinLube
Security features	Locking authorisation request on 5 tracks 13 spring-loaded locking elements Durable length profile Specially shaped locking pins as scanning protection and picking protection Hardened HSS steel pins in the cylinder plug as drilling protection
Technical installation situation	Cylinder insert provided in padlock bodies, designed with a "Snowman" cylinder recess
Included components	Insert cylinder without fixing material



Application examples



Cellar room

The insert cylinder is designed for installation in Scandinavian padlock bodies.



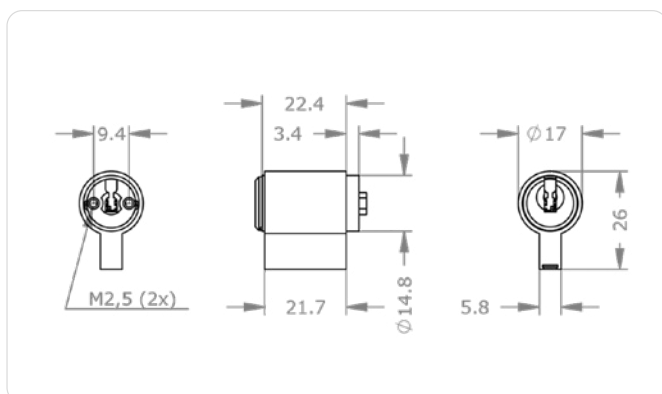
Barriers

Highly suitable for protection against unauthorised opening and closing of barriers.

Ordering

Product code	M.IC.S.EZ.PZE.SNOW.[Finish].[Option]
Example	ICS Insert cylinder for installation in padlock bodies, designed for "SNOWman", nickel finish, with Vario re-coding function: M.IC.S.EZ.PZE.SNOW.NI.VAR

ICS insert cylinder | PZE.EK



Application examples



Garden gate
Insert cylinder for „Elektrika“
electronic garden door strike.

Product description

The ICS insert cylinder PZE.EK is suitable for use in conventional CISA® electric locks. It is equipped with a cam bar mounted on the rear side and holes in the plug. Suitable for a hole pattern

larger than 17 mm diameter and for a 6 mm wide bar recess in the electric lock. Fastening takes place in the lock case.

Technical information

Finish	NI – Nickel MS – Brass NP – Polished Nickel MP – Polished brass ML – Brass lacquered CR – Chrome CP – Polished chrome PS – Patinated black PB – Patinated brown
Optional usage feature	VAR – VARIO
Accessories	Spray FinLube
Security features	Locking authorisation request on 5 tracks 13 spring-loaded locking elements Durable length profile Specially shaped locking pins as scanning protection and picking protection Hardened HSS steel pins in the cylinder plug as drilling protection
Technical installation	Insert cylinder for the inner side of the situation "Elektrika" garden door strike
Included components	Insert cylinder without fixing material

Ordering

Product code	M.IC.S.EZ.PZE.EK.[Finish].[Option]
Example	ICS Insert cylinder for the inner side of the garden door strike "Elektrika", nickel finish, with Vario re-coding function: M.IC.S.PZE.EK.NI.VAR

ICS insert cylinder | PZE.CAP



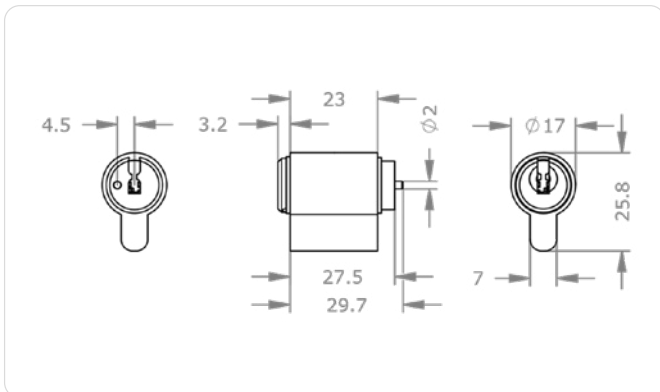
Product description

The ICS insert cylinder PZE.CAP is suitable for use in standard Italian panic locks. Cam pin on the rear. Fits a pear-shaped recess in the push bar lock.

Application examples are push bars in CISA® anti-panic sets.

Technical information

Finish	NI – Nickel MS – Brass NP – Polished Nickel NPV – Nickel fully polished MP – Polished brass MPV – Brass fully polished ML – Brass lacquered CR – Chrome CP – Polished chrome CPV – Chrome fully polished PS – Patinated black PB – Patinated brown
Accessories	Spray FinLube
Security features	Locking authorisation request on 5 tracks 13 spring-loaded locking elements Durable length profile Specially shaped locking pins as scanning protection and picking protection Hardened HSS steel pins in the cylinder plug as drilling protection
Technical installation situation	Insert cylinder for installation in lockable outside handles/thumbturns in conjunction with panic bars
Included components	Insert cylinder without fixing material



Application examples



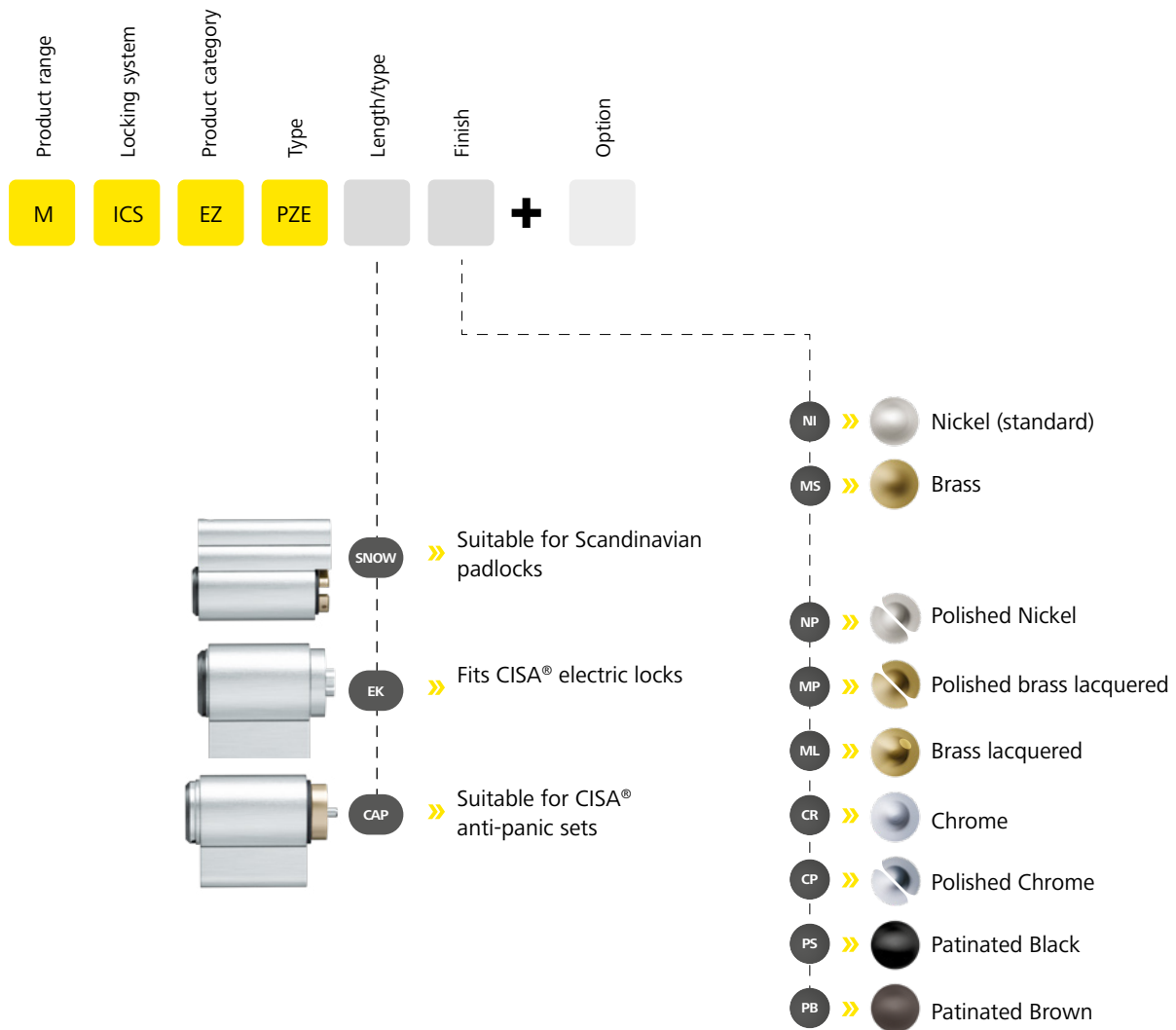
Escape door

The insert cylinder is suitable for locking lockable outside handles in combination with CISA® panic bars.

Ordering

Product code	M.IC.S.EZ.PZE.CAP.[Finish]
Example	ICS Insert cylinder for lockable CISA® anti-panic set, nickel finish: M.IC.S.EZ.PZE.CAP.NI

Versions



ICS insert cylinder | Options & Accessories

Illustrations and ordering examples are shown in deviating systems.



FIN[...] – Spray FinLube

Multi-purpose spray to clean, lubricate and protect.

Variants 0088002458 – Finlube 100ml | 0088002431 – Finlube 300ml | 0088002423 – Finlube 500ml

Product code M.TE[0088002458, 0088002431, 0088002423]

Ordering example for accessories M.TE.0088002431



Sample illustration



VAR – VARIO

If you need to immediately restore security. If keys have been lost or stolen, VARIO-B keys are capable of reconfiguring the cylinder lock once so that lost or stolen keys are no longer operational.

Product code VAR

Ordering example for option M.[System].PZ.DZ-S.31/31.NI.VAR



Sample illustration


ICS | Implementation

01 Page 186

Support
Customer requests, support tools,
system selection, quick test

02 Page 190

Planning
Project planning, project planning
tools, prices, standards



03



Page
196

Setup
Ordering, delivery times, system setup

04

Page
198

Handover & Operation
Documentation, training, support & warranty, maintenance & updates



Support | Parameter, tips and tools



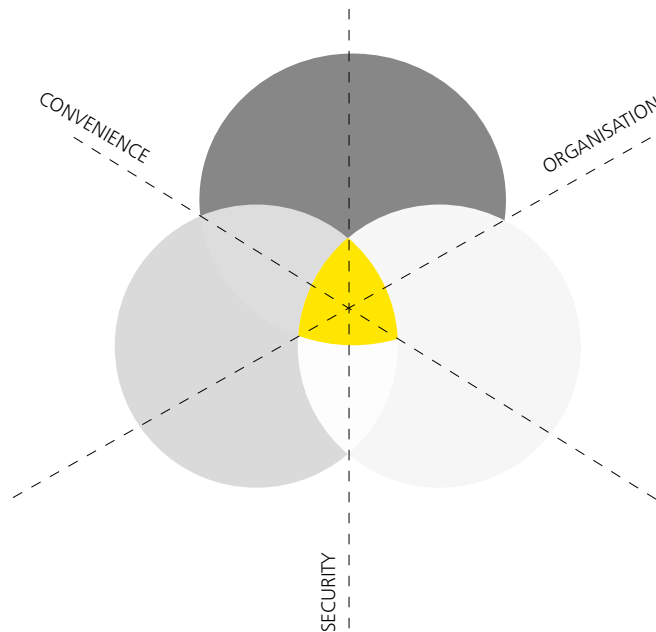
Comprehensive and responsible support is particularly important with regard to security.

For this reason, we at EVVA support our partners with our comprehensive expertise. Firstly, in dedicated training sessions. Secondly, by joining forces with our partners throughout support and planning.

Every access situation is unique

This is also applies to security technology. Most of all, it is important to identify the main tasks and the requirements that must be complied with at an early stage.

Ideal security planning always takes into account three central aspects: **Convenience, organisation and security**. This makes it possible to provide individual and efficient solutions.



Security

Above all, security requirements depend on the type and structure of the property. Different building areas often have different protection levels with different lock and security technology. to protect persons, tangible assets and intangible assets (personal data).

Organisation

Organisational requirements define how flexible the security technology must be in ongoing operation. The objective is to support and simplify the entire administration.

Convenience

The convenience requirements of user groups (employees, customers, external companies, etc.) significantly influence the choice of security technology. Users differ in their behaviour, trustworthiness, usage patterns and length of stay.

Important issues


What is ideal for one building may be inadequate for another. Even in individual areas within the same facilities there are often different requirements.

Maximum security is paramount for sensitive areas, in other areas convenience and simple system operation are in the focus.

Mechanical or electronic solution?

Each facility has different requirements regarding the locking systems that secure it. Purely mechanical or electronic systems may be perfect to suit your needs. Usually, it's a combination of both, making facilities efficient, convenient and secure.

Complete the quick test [»Next page](#)



Wide range of promotional materials

[» EVVA promotional material catalogue](#)



Specialist training sessions

[» EVVA training folder](#)



Visit EVVA

[» EVVA showroom](#)

Consulting | the right locking system

You can only choose the right system once you know your customers' demands. For this purpose, check how the system performance matches customer requirements.

This quick test will help you make a decision regarding the appropriate or main system to focus on during planning. Just add up the points for the corresponding statements and check your results on the following page.



1 Convenience is important to me
 Reversible keys simplify key insertion. For every user – every time.
 10 points



5 I lock everywhere
 A single key that can lock everything – from the entrance gate to the filing cabinet. The wide range of EVVA products makes it possible.
 10 points



9 Full control
 The EVVA security card gives the owner control over repeat orders and system changes.
 5 points



2 Copy-proof keys
 Unauthorised duplication of keys must be precluded.
 20 points



6 Organisation is paramount
 In addition to numerous cylinder types, special designs and options make tailor-made processes possible.
 5 points




10 True greatness
 Not only large master key systems must be feasible – it must also be possible to map special organisational authorisations, e.g. for building technicians.
 10 points



3 Dirt & Weather
 Wind and weather, harsh working environments - the locking system must be able to cope. Robustness and durability are a must.
 10 points



7 Mechanical - inflexible?
 Thanks to the modular design, cylinders can be adapted again and again to new installation situations - all parts at the ready in a single carrying case.
 5 points



11 Investment secured
 A 20-year after-sales service for the master key system safeguards the investment costs.
 10 points

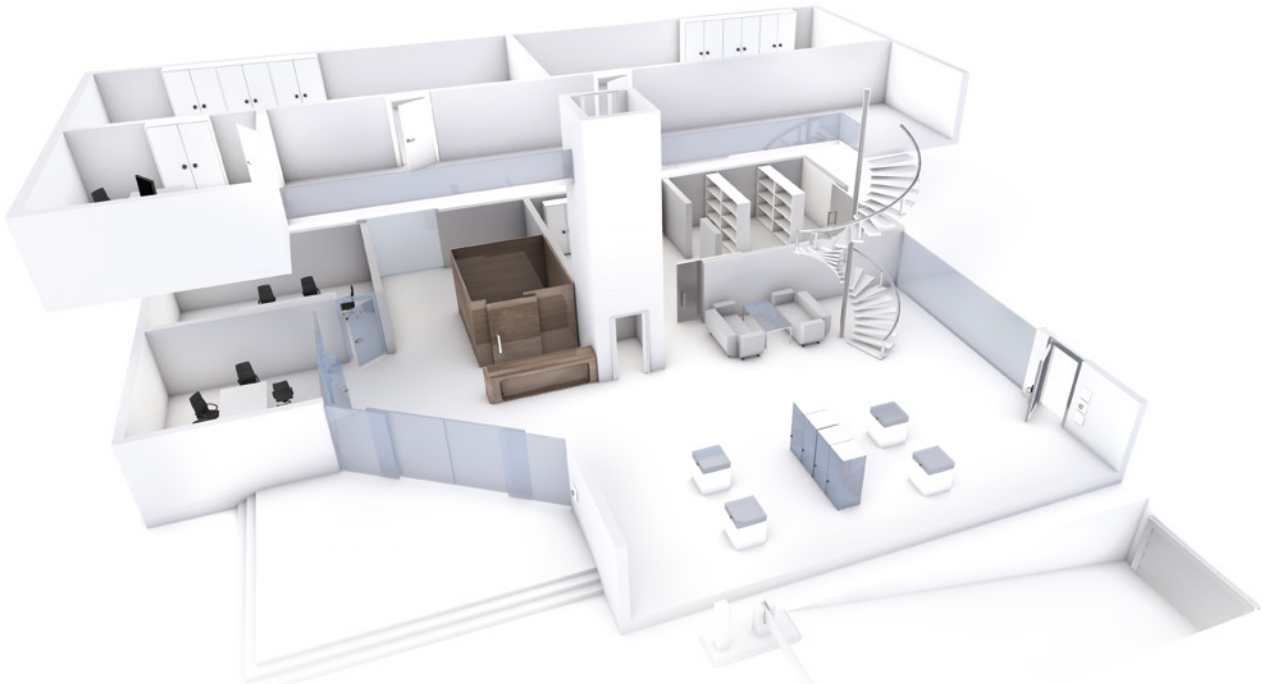


4 Tough for burglars to crack
 Cylinders must be equipped with as many protective features as possible to be able to withstand burglary attacks.
 10 points



8 Recognised security
 Valid certifications and approvals provide legal certainty.
 5 points

- Security -----
- Product range -----
- Convenience -----
- Cylinder service life -----
- Complex system -----



FPS system
 » 0–20 points

The FPS basic system has a wide range of cylinder types and options and is suitable for well-structured master key systems.

EPS system
 » 21–40 points

EPS, the pin tumbler system in a high-end design, covers a huge range of cylinder types. It is also available as a modular system.

ICS System
 » 41–60 points



The ICS is a modern locking system with a robust reversible key and high-quality protection devices.

4KS System
 » 61–80 points

Extremely large master key systems can be created with 4KS. It is robust like no other, modular and has reversible keys.

MCS system
 » 81–100 points

MCS demonstrates its technical excellence with its copy proof keys. When security is not negotiable.




■	3/10	■	5/10	■	7/10	■	8/10	■	10/10
■	7/10	■	10/10	■	7/10	■	9/10	■	9/10
■	5/10	■	5/10	■	8/10	■	10/10	■	9/10
■	6/10	■	6/10	■	7/10	■	10/10	■	10/10
■	3/10	■	6/10	■	7/10	■	10/10	■	10/10

Planning | Creating lock charts


Solid planning of the access areas and groups of persons with access authorisation simplifies implementation and a subsequent expansion. With good advance planning, it is easy to add authorisations or integrate additional cylinders into the master key system at a later date, e.g. when extending a building.

1. Project dimensions

An „indicative offer“ can be created quickly based on the required number of cylinders and keys.



Access situations
 e.g. doors, furniture locks and barrier systems



Users
 Employees and others
 Authorised



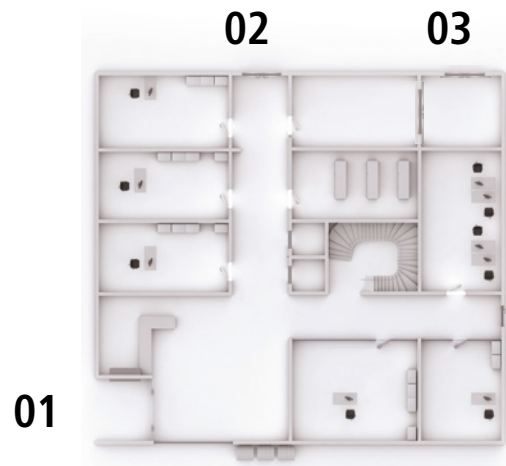
Many customers do not know that devices, furniture or electrical systems can also be integrated into the master key system!

Note the numerous options with which the functions and areas of application of cylinders can be expanded.

Sometimes temporary structures are needed during the construction of new buildings. If necessary, ask your EVVA consultant.

2. Doors and security areas

Assign designations to doors and the areas behind the doors using floor plans. Floor plans available on site make work easier.



Using the checklist, you can quickly determine the exact number of cylinders required for the property.



3. Authorisation groups

Once an order has been placed, the authorisation groups are defined for the lock chart.



Authorisation groups are groups of persons with similar or identical authorisation profiles. A small number of authorisation groups simplify planning, administration and extensions. For example:

A - Management

all areas

B - Production staff

Entrances and exits, production rooms, warehouse

C - Office staff

Entrances and exits, offices, archive

D - Supplier

Warehouse entrance

4. Creating lock charts

Authorisation groups are assigned to doors and security areas in the lock chart.

		A x - Management	B x - Produktionsarbeiter	C x - Büroangestellte	D x - Lieferant
01 - Haupteingang	1 x M.ICS.PZ-S.OZ.31/36.NI	X	X	X	
02 - Nebeneingang	1 x M.ICS.PZ-S.OZ.31/36.NI	X	X	X	
03 - Lagereingang	1 x M.ICS.PZ-S.OZ.36/36.NI	X	X		X




For complex master key systems EVVA supports you with a lock chart check. Beforehand, the implementation possibilities and customer wishes in the required system can be checked here. Always try to keep the number of authorisation groups as small as possible. This brings the advantage of a clearly understandable authorisation structure that is easy to read in the lock chart.

We recommend using the EVVA planning and ordering software Access Designer to create and transmit large master key systems.

Planning | Standards

Standards play an important role in security technology. They create legal certainty, application guidance and provide a framework of what is permitted/possible. If the respective locking situation/door

situation is known, it is easy to determine which requirements exist with regard to fire and smoke protection, burglar resistance and emergency exit locks.



In no time at all up to standard.

EVVA supports its partners with planning expertise and relevant training.

» More information on this can be found in the current price list.



EN 1303 Mechanical cylinder

This standard classifies the attack resistance and locking security of cylinders, etc. Compliance with the corresponding security class permits use in burglary-resistant doors in accordance with EN 1627:

EVVA cylinders are excellent, which can be recognised by the classification code: e.g. 160B0C6D

- 1 = Usage class
- 6 = Durability testing for 100,000 test cycles
- B = Fire resistance
- C = Corrosion resistance and temperature cl.
- 6 = Highest level of locking security
- D = Highest level attack resistance

Product example:
 » Double cylinder DZ



Fire resistance

EVVA mechanical cylinders are tested for 90 minutes resistance to fire. This also makes them suitable for use in fire and smoke protection doors.

- Product examples:
- » Fire section doors EI₂ 90-C₅: in this case, a cylinder for 90 minute fire resistance must be installed.
 - » Double cylinder DZ




EN 1125 + EN 179 Emergency exits

In compliance with these European standards for panic and escape route locks, the components must always be tested for compatibility with each other.

Product examples:

- Double cylinder DZ
- FZG free-wheel key with panic function



ÖNORM B 5351 Security classes

This Austrian standard defines the resistance classes of cylinder with Wz1 (-BZ) to Wz6 (-BZ). According to ÖNORM B 5338, this achieved security class allows use in a burglary-resistant door with the corresponding resistance classes Wk1 to Wk6.

Product example:

- Double cylinder DZ



VdS Association VdS BZ(+)/VdS***


The German independent association VdS produces security and fire protection guidelines containing stringent requirements which are an enhancement of EN 1303, DIN 18252 and other standards.

Class BZ(+)

These cylinder with pulling protection offer medium-level security against burglary and high-level security against attempted unlocking and are recognised for use in switch devices for burglary alarm systems. Due to the integrated pull protection, they can be used in combination with burglar-resistant doorplates that do not have pull protection (class B or higher).

Product example:

- Double cylinder M.ICS.PZ.DZ-S with VdS option



**Institut SKG
 SKG*****

This national Dutch regulation specifies the marking of burglary-resistant building products for installation in burglary-resistant doors. SKG*** is the highest classification of burglary-resistant cylinder.

Product example:

- Thumbturn cylinder M.ICS.PZ.KZ-S with SKG option



**British Standard Institute
 BSI*****

This British institute determines the marking of burglary-resistant building products for installation in burglary-resistant doors. BSI*** is the highest classification of burglary-resistant cylinders.

Product examples:

- Double cylinder DZ with BSI option
- Double cylinder DZ with anti-snap option






**Testing institute
 SBSC**

Successful testing of a profile shape by this institute ensures compliance with national standards and allows use in the Swedish market for specific requirements. The SS 3522 certificate identifies the cylinder suitable for use on burglary-resistant doors.

Product examples:

- Outside cylinder M.ICS.AI.AZ37.SEC
- Scandinavian oval profile cylinder M.ICS.PZ.SKA



NBÚ certificate

The Czech National Safety Authority issues product certificates for products certified according to ČSN EN 1627 based on tests performed by an accredited test centre. This officially certifies the burglary-resistant properties of the cylinder.

Product example:

- Double cylinder DZ



Trezor Test

The Czech institute Trezor Test is an accredited testing institute for burglary resistance. EVVA cylinders are continuously tested here in accordance with European standards ČSN EN 1627, ČSN EN 1303 and national guidelines.

Product example:

- Double cylinder DZ



IMP testing institute

The Polish National Testing Institute IMP tests and certifies cylinders for burglary resistance and function in accordance with PN EN 1303 and national guidelines. Burglary classes A,B,C describe the burglary-resistant properties of the cylinder.

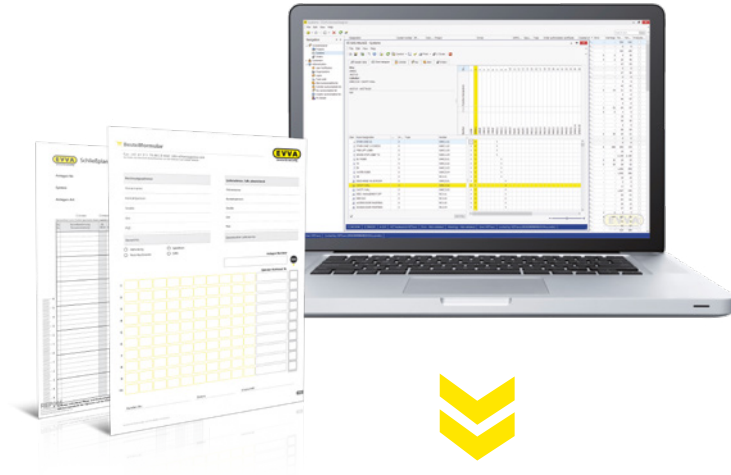
Product example:

- Double cylinder DZ

Installation | Let's get started

Your order:

Order successfully with AccessDesigner or lock chart template.
After technical and installation evaluation of your order, your order will be manufactured.



Deliverable in 10 days

EVVA's sensational delivery promise: Cylinders delivered to the desired delivery address within 10 days of order confirmation.*

* Switzerland, Czech Republic, Slovakia, Poland up to 20 units. More information in the reseller price list.
** FPS and EPS systems
*** EPS, ICS, 4KS, MCS, AirKey and Xesar systems



Compact cylinder**.



If the door dimensions are not known until very late, then score points with the SY-MO*** modular system. Subsequent adaptations are possible.

Fast assembly

The cylinders and keys are sorted and delivered with a lock chart. This allows cylinders to be quickly allocated to the installation location and then installed.



Installed with protrusion

The SY-MO*** modular system allows cylinders to be adapted at any time. An enormous advantage for tight deadlines and door or fitting dimensions that deviate from the planning.



EVVA quick help

Need help with assembly? EVVA provides you with a technical support hotline.

Handover & Operation | Components


Documentation

Documentation can be handed over to customers to facilitate and ensure maintenance and adaptations to the system.

Said documentation may consist of several elements.




Project documentation




Lock charts



Plans of the development project



Photographic evidence of doors and areas with restricted accessibility




Data sheets and instructions for use



Handover report

Handover

After installation, the keys and the lock chart are handed over. The master key system is now commissioned.



Key handover


Support & Warranty

EVVA products are largely maintenance-free. However, EVVA ensures that any occurring issues are quickly and efficiently dealt with, regardless of whether before or after setup:



EVVA hotline

EVVA partners have access to a mechanical products technical support hotline.



Product history

All manufacturing data relating to EVVA master key systems is archived by EVVA.

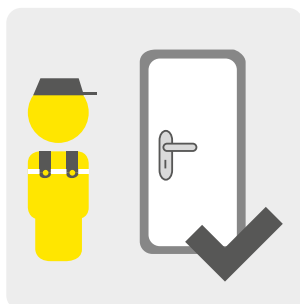


Delivery

EVVA always strives to provide attractive delivery dates. Ask your EVVA consultant.

Maintenance & Updates

Excellent reasons to stay in touch after successful implementation.




Checks

EVVA recommends annual maintenance of the system to ensure a long service life of products.



Updates

New standards and guidelines may require the modification of existing systems.



New products

We are continuously enhancing our range. Customers demand new functionalities. As a result, a regular exchange of ideas benefits everyone involved.

Imprint

Publisher

EVVA Sicherheitstechnologie GmbH

Responsible for content

EVVA Sicherheitstechnologie GmbH

Editorial team: Marcus Anderle

Graphics: René Kern, Christine Artner | **Texts:** Marcus Anderle, Nina Dominici
Technical contents: Andreas Dechant, Alexander Scharinger, Kristijan Davidovac
Photographs: Vienna Paint, iStockphoto, fotolia | **Print:** i+i print s.r.o. | Bratislava

EVVA Sicherheitstechnologie GmbH and its subsidiaries shall exclusively conclude agreements in line with the General Terms and Conditions of Business and Licensing, which can be found at www.evva.com/terms.

www.evva.com